

**Georgia Bureau of Investigation  
July Monthly Report  
FY2016**



**Presented to the Board of Public Safety  
September 10, 2015**

**Vernon M. Keenan  
Director**

## Table of Contents

|             |  |                |
|-------------|--|----------------|
| <b>I.</b>   | <b>Staffing and Backlog.....</b>                       | <b>3 – 4</b>   |
| <b>II.</b>  | <b>Administration</b>                                  |                |
|             | <b>Office of Privacy &amp; Compliance/Open Records</b> |                |
|             | <b>Personnel</b>                                       |                |
|             | <b>Staff Services.....</b>                             | <b>5</b>       |
| <b>III.</b> | <b>Investigative Division.....</b>                     | <b>6 – 8</b>   |
| <b>IV.</b>  | <b>Crime Lab.....</b>                                  | <b>9 – 11</b>  |
| <b>V.</b>   | <b>Georgia Crime Information Center.....</b>           | <b>12 – 18</b> |

## Vacant State Positions FY2016

|  | Jul | Aug | Sept | Oct | Nov | Dec | Jan | Feb | Mar | Apr | May | Jun |
|--|-----|-----|------|-----|-----|-----|-----|-----|-----|-----|-----|-----|
| Total Vacant Positions in DOFS                       | 27  |     |      |     |     |     |     |     |     |     |     |     |
| Vacant Scientist Positions                           | 7   |     |      |     |     |     |     |     |     |     |     |     |
| Total Vacant Positions in GCIC                       | 5   |     |      |     |     |     |     |     |     |     |     |     |
| Total Vacant Positions in Admin                      | 4   |     |      |     |     |     |     |     |     |     |     |     |
| Vacant Sworn Agent Positions                         | 7   |     |      |     |     |     |     |     |     |     |     |     |
| Total Vacant Positions In the Investigative Division | 12  |     |      |     |     |     |     |     |     |     |     |     |

**DOFS Backlog Chart  
Unworked Reports over 30 Days Old  
FY2016**

| Discipline             | Jul          | Aug | Sep | Oct | Nov | Dec | Jan | Feb | Mar | Apr | May | Jun |
|------------------------|--------------|-----|-----|-----|-----|-----|-----|-----|-----|-----|-----|-----|
| Chemistry              | 531          |     |     |     |     |     |     |     |     |     |     |     |
| Firearms               | 794          |     |     |     |     |     |     |     |     |     |     |     |
| Forensic Biology       | 1,281        |     |     |     |     |     |     |     |     |     |     |     |
| Impressions            | 0            |     |     |     |     |     |     |     |     |     |     |     |
| Latent Prints          | 2,175        |     |     |     |     |     |     |     |     |     |     |     |
| Medical Examiners      | 101          |     |     |     |     |     |     |     |     |     |     |     |
| Miscellaneous Services | 0            |     |     |     |     |     |     |     |     |     |     |     |
| Toxicology             | 847          |     |     |     |     |     |     |     |     |     |     |     |
| Trace Evidence         | 242          |     |     |     |     |     |     |     |     |     |     |     |
| <b>Total</b>           | <b>5,971</b> |     |     |     |     |     |     |     |     |     |     |     |

# GBI Administration

---

## Office of Privacy & Compliance/Open Records

|                      |                  |                     |
|----------------------|------------------|---------------------|
|                      | <u>July 2015</u> | <u>Total FY2016</u> |
| Open Records Request | 308              | 308                 |
| Archives             | 31               | 31                  |

## Personnel

Employee Totals

July 2015

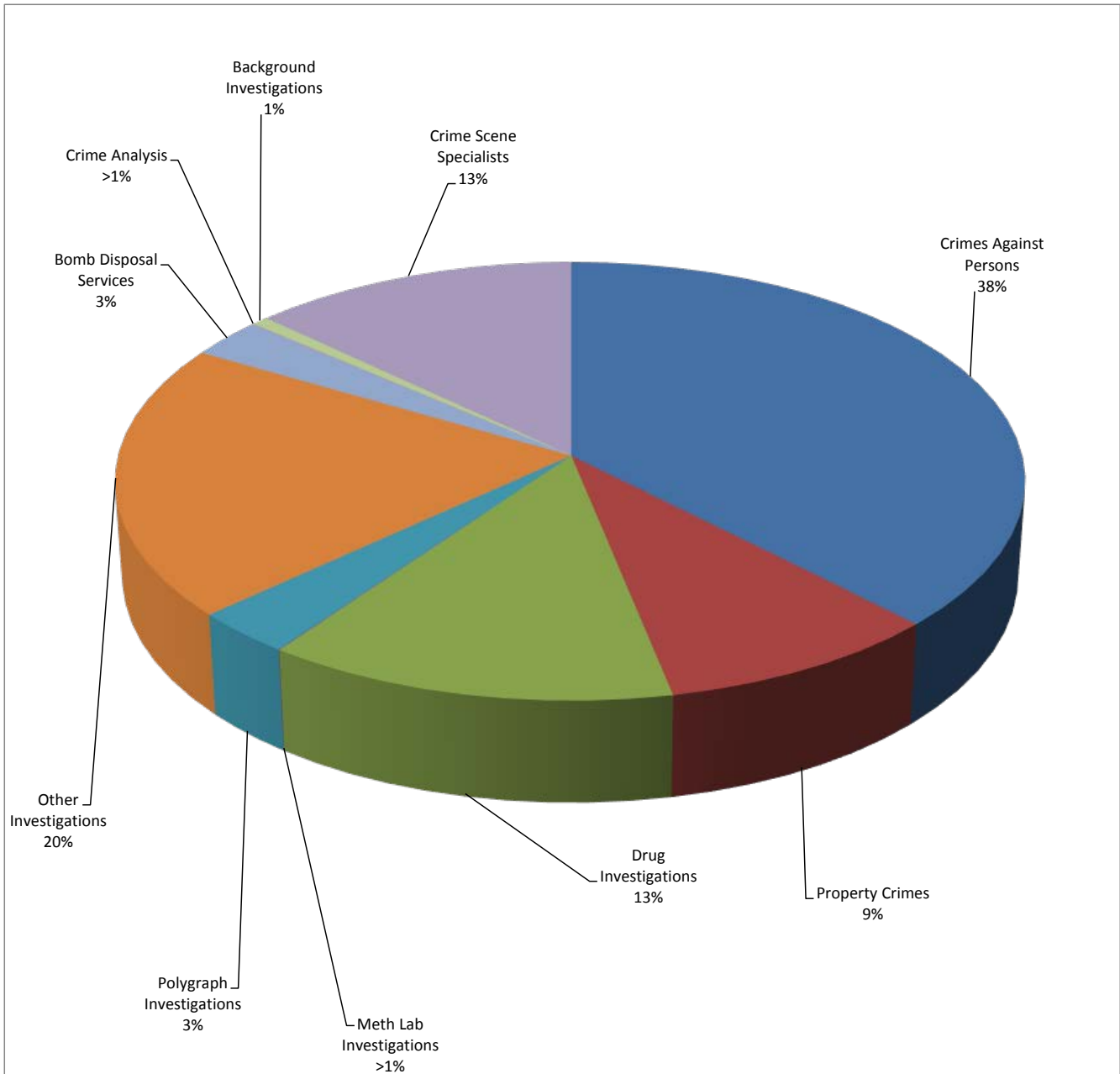
|                                  | State Funded<br>Positions | Grant Funded<br>Positions | <i><b>Total</b></i> |
|----------------------------------|---------------------------|---------------------------|---------------------|
| Investigative Division           | 326                       | 17                        | <i><b>343</b></i>   |
| Georgia Crime Information Center | 40                        | 67                        | <i><b>107</b></i>   |
| Division of Forensic Sciences    | 285                       | 33                        | <i><b>318</b></i>   |
| Administration                   | 43                        | 1                         | <i><b>44</b></i>    |
| <i><b>Total</b></i>              | <i><b>694</b></i>         | <i><b>118</b></i>         | <i><b>812</b></i>   |

|                                  | Total State Funded<br>Positions Vacant | State Funded<br>Vacancies Under<br>Active Recruitment |
|----------------------------------|--|---|
| Investigative Division           | 12                                     | 1   |
| Georgia Crime Information Center | 5                                      | 2   |
| Division of Forensic Sciences    | 27                                     | 16  |
| Administration                   | 4                                      | 3   |
| <i><b>Total</b></i>              | <i><b>48</b></i>                       | <i><b>22</b></i>                                      |

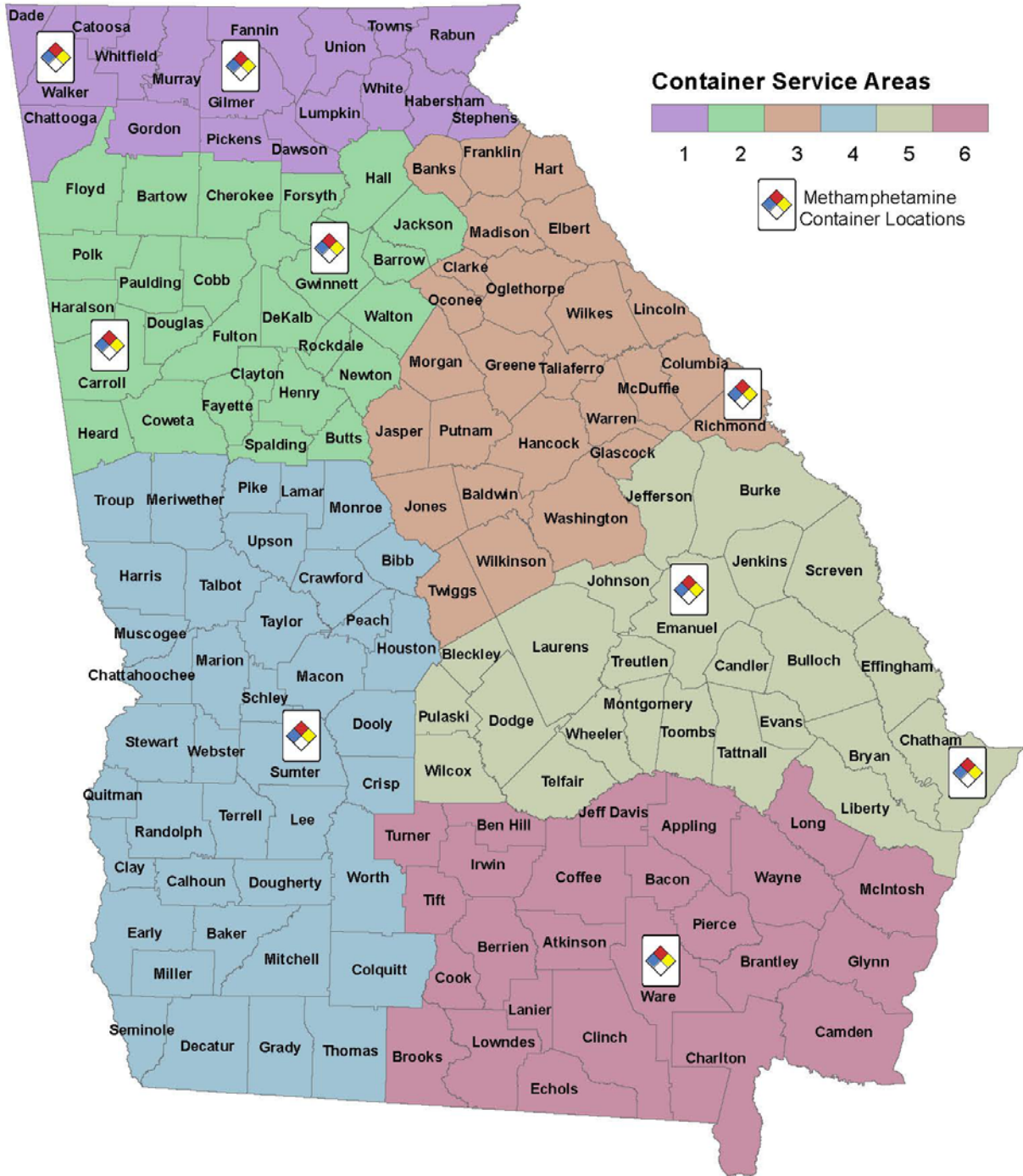
# INVESTIGATIVE DIVISION

|  | July 2015                   | Fiscal YTD   |
|--|-----------------------------|--------------|
| Total Sworn Employees  | 252 (filled-includes grant) |              |
| Total Investigative Hours Expended   | 27,838.50                   | 27,838.50    |
| Crimes Against Persons, includes   | 10,484.00                   | 10,484.00    |
| Death Investigations   | 5,557.00                    | 5,557.00     |
| Child Abuse  | 2,991.00                    | 2,991.00     |
| Sex Crimes   | 417.00                      | 417.00       |
| Missing Persons  | 68.00                       | 68.00        |
| Assault, Kidnapping, Robbery,<br>Terrorist Acts, Fugitive, Human Trafficking, etc. | 1,451.00                    | 1,451.00     |
| Property Crimes, including Theft, Burglary, Forgery                                | 2,547.50                    | 2,547.50     |
| Drug Investigations  | 3,645.00                    | 3,645.00     |
| Meth Lab Investigations  | 8.00                        | 8.00         |
| Polygraph Examinations   | 896.00                      | 896.00       |
| Background Investigations  | 181.00                      | 181.00       |
| Other Investigations, including<br>Preliminary Investigations                      | 5,638.00                    | 5,638.00     |
| Bomb Disposal Services   | 818.00                      | 818.00       |
| Crime Analysis   | 13.00                       | 13.00        |
| Crime Scene Specialists  | 3,608.00                    | 3,608.00     |
| All figures above represent Investigative Hours                                    |                             |              |
| Total Seizures   | \$125,611.25                | \$125,611.25 |

# Investigative Hours Expended YTD FY2016



# State of Georgia Methamphetamine Container Program



January 2015



# Crime Lab

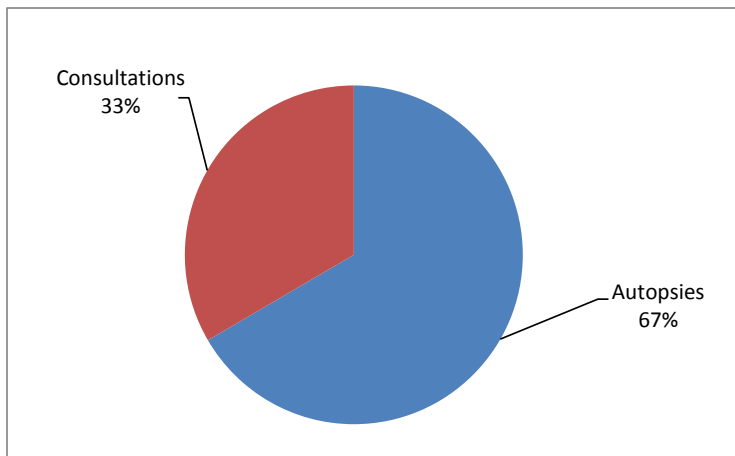
---

## Medical Examiners (includes all laboratories)

|                                   | July 2015  | FY2016 YTD |
|-----------------------------------|------------|------------|
| Autopsies                         | 297        | 297        |
| Consultations                     | 149        | 149        |
| <b>Total ME Cases Managed</b>     | <b>446</b> | <b>446</b> |
| <br>                              |            |            |
| Clayton County Death Certificates | 41         | 41         |

Percentage of Cases Released in 90 days: 76%

## Medical Examiner Activity, FY2015




---

## Confirmed CODIS Hits for July 2015

|                        |           |
|------------------------|-----------|
| State Offender Hits    | 56        |
| State Forensic Hits    | 6         |
| National Offender Hits | 16        |
| National Forensic Hits | 0         |
| <b>Total</b>           | <b>78</b> |

## Samples entered into CODIS for July 2015 – 1,300

### Profiles in CODIS

|   |                |
|---|----------------|
| Forensic Casework Profiles                        | 17,482         |
| Convicted Offender Profiles                       | 297,687        |
| Missing Person/Unidentified Human Remain Profiles | 4              |
| Staff/QC File                                     | 408            |
| <b>Total</b>                                      | <b>315,581</b> |

## Laboratory Production

### Report Turnaround for July 2015

|                                  | # Released<br>in 45 Days | Total<br>Released | % Released in<br>45 Days |
|----------------------------------|--------------------------|-------------------|--------------------------|
| Laboratory                       |                          |                   |                          |
| Headquarters - Atlanta           | 3,699                    | 4,953             | 75%                      |
| Central Regional - Macon         | 370                      | 396               | 93%                      |
| Coastal Regional - Savannah      | 183                      | 376               | 49%                      |
| Eastern Regional - Augusta       | 187                      | 422               | 44%                      |
| Northeastern Regional            | 1,166                    | 1,236             | 94%                      |
| Southwestern Regional - Moultrie | 176                      | 329               | 53%                      |
| Western Regional - Columbus      | 181                      | 209               | 87%                      |
|                                  |                          |                   |                          |
| <b>System-wide Totals</b>        | <b>5,962</b>             | <b>7,921</b>      | <b>75%</b>               |

*Note: 89.2% Casework Reports were released within 90 days.*

### Report Turnaround for Year-to-Date, FY2016

|                                  | # Released<br>in 45 Days | Total<br>Released | % Released in<br>45 Days |
|----------------------------------|--------------------------|-------------------|--------------------------|
| Laboratory                       |                          |                   |                          |
| Headquarters - Atlanta           | 3,699                    | 4,953             | 75%                      |
| Central Regional - Macon         | 370                      | 396               | 93%                      |
| Coastal Regional - Savannah      | 183                      | 376               | 49%                      |
| Eastern Regional - Augusta       | 187                      | 422               | 44%                      |
| Northeastern Regional            | 1,166                    | 1,236             | 94%                      |
| Southwestern Regional - Moultrie | 176                      | 329               | 53%                      |
| Western Regional - Columbus      | 181                      | 209               | 87%                      |
|                                  |                          |                   |                          |
| <b>System-wide Totals</b>        | <b>5,962</b>             | <b>7,921</b>      | <b>75%</b>               |

**Crime Lab Reports Processed for July 2015**

| <b>Department</b>            | <b>Requested</b> | <b>Total Released</b> |
|------------------------------|------------------|-----------------------|
| Chemistry (includes Drug ID) | 2,959            | 2,781                 |
| Firearms                     | 462              | 363                   |
| Forensic Biology             | 2,456            | 1,837                 |
| Impressions                  | 6                | 5                     |
| Latent Prints                | 236              | 219                   |
| Medical Examiners            | 446              | 520                   |
| Toxicology                   | 2,487            | 2,571                 |
| Trace Evidence               | 167              | 145                   |
| <b>Total</b>                 | <b>9,219</b>     | <b>8,441</b>          |

**Crime Lab Reports Processed FY2016**

| <b>Department</b>            | <b>Requested</b> | <b>Total Released</b> |
|------------------------------|------------------|-----------------------|
| Chemistry (includes Drug ID) | 2,959            | 2,781                 |
| Firearms                     | 462              | 363                   |
| Forensic Biology             | 2,456            | 1,837                 |
| Impressions                  | 6                | 5                     |
| Latent Prints                | 236              | 219                   |
| Medical Examiners            | 446              | 520                   |
| Toxicology                   | 2,487            | 2,571                 |
| Trace Evidence               | 167              | 145                   |
| <b>Total</b>                 | <b>9,219</b>     | <b>8,441</b>          |

# Georgia Crime Information Center

---

July 2015

## NCIC SERVICES

### CJIS Network Statistics

System Uptime: 100%  
Messages Processed: 58,425,585

### CJIS Operations

#### 1. Sex Offender Registry

|               | Month | FY2016 | Database Totals |
|---------------|-------|--------|-----------------|
| Records Added | 177   | 177    | 26,815          |

#### 2. Protection Order Registry

|               | Month | FY2016 | Database Totals |
|---------------|-------|--------|-----------------|
| Records Added | 2,242 | 2,242  | 301,977         |

#### 3. National Data Exchange (N-DEx)

Number of Georgia agencies contributing to N-DEX: 3

Agencies/Users with N-DEx Inquiry Access Only (no data contributed)

|          | Added | Removed | Total with Inquiry Access |
|----------|-------|---------|---------------------------|
| Agencies | 0     | 0       | 29                        |
| Users    | 0     | 0       | 40                        |

#### 4. Off-Line Search Requests

| Type of Request                          | Month | FY2016 |
|--|-------|--------|
| Administrative (Criminal Justice Agency) | 10    | 10     |
| Open Records                             | 0     | 0      |
| Subpoena                                 | 1     | 1      |
| Media                                    | 0     | 0      |
| Possible CJIS Security Violations        | 1     | 1      |

## CJIS Audits

GCIC conducted 56 CJIS audits

## Portal XL Migration Project

| AGENCY COUNT               | COUNTIES                             | DEVICE CONVERSIONS              |
|----------------------------|--------------------------------------|---------------------------------|
| Total Agencies: <b>971</b> | With Conversion Activity: <b>159</b> | Number of Devices: <b>4,000</b> |
| Completed: <b>760</b>      | No Conversions Started: <b>0</b>     | Devices Converted: <b>3,813</b> |
| Scheduled: <b>23</b>       |                                      | Devices Outstanding: <b>187</b> |

## INFORMATION SERVICES

### Criminal History Identification Services

#### 1. Criminal Fingerprint Transactions Received

|                      | Monthly | FY 2016 |
|----------------------|---------|---------|
| Submissions          | 42,577  | 42,577  |
| Submissions w/Palms  | 16,799  | 16,799  |
| Submissions w/Photos | 12,613  | 12,613  |

Transactions processed within 2 hours of receipt: 94%

#### 2. Applicant Fingerprint Transactions Received

|             | Monthly | FY 2016 |
|-------------|---------|---------|
| Submissions | 44,243  | 44,243  |

Transactions processed within 24 hours of receipt: 99%

#### 3. Final Disposition Transactions Received

|              | Monthly       | FY 2016       |
|--------------|---------------|---------------|
| Local Agency | 55,222        | 55,222        |
| GCIC         | 4,994         | 4,994         |
| <b>TOTAL</b> | <b>60,216</b> | <b>60,216</b> |


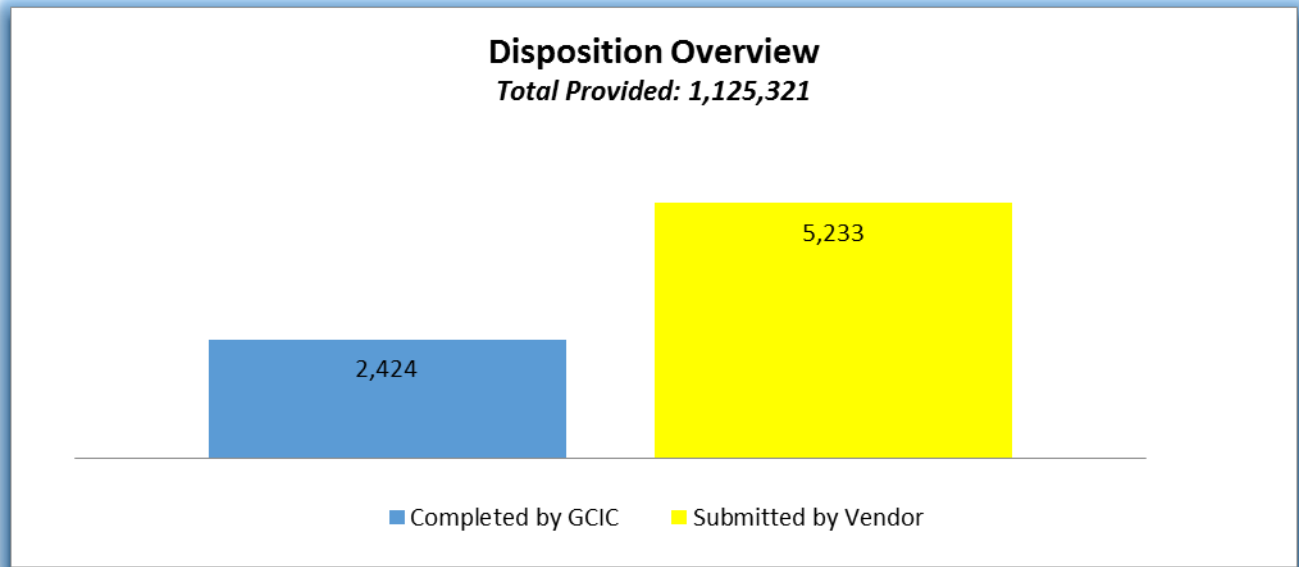
#### 4. RAPID Transactions Received

|               | Monthly | FY 2016 |
|---------------|---------|---------|
| Submissions   | 14,923  | 14,923  |
| AFIS Hits     | 46%     | 46%     |
| NCIC Hits     | 41%     | 41%     |
| FBI RISC Hits | 1%      | 1%      |

## 5. Disposition Recovery Project

Note: The Disposition Recovery Project has shifted its funding source from GCIC User Fees to the National Criminal History Improvement Program (NCHIP) grant. Currently, Fulton County is the only county being targeted.

|                     | Monthly | FY 2016   |
|---------------------|---------|-----------|
| Provided to Vendors |         | 1,125,321 |
| Completed           | 2,424   | 2,424     |
| Research Counties   | 1       | 1         |



## **PLANS & PROGRAM DEVELOPMENT**

### **AFIS REPLACEMENT PROJECT**

**Project Description** - GCIC replaced the Georgia Bureau of Investigation's 22 year old Automated Fingerprint Identification System (AFIS). The AFIS replacement enhanced fingerprint identification services to permit identification of criminals more rapidly through the use of state of the art alternative search methods and information sharing. Phase II of the project focused on the Image Archive system expansion. The expansion allowed divisions within GBI to store documents and easily retrieve when needed. Phase III focused on the FBI's Next Generation Identification (NGI) Increment 3 implementation which introduced two new features: palm submission capability and the use of the EFS (Extended Feature Set) profiles for latent searches of AFIS systems.

The project is in Phase IV which focuses on the FBI's Electronic Biometric Specification Transmission (EBTS) v10.0 compliance for greater compatibility to NGI 4.

Listed below are changes required for T-Net and AFIS:

1. Accept and process any EBTS v10.0 live scan submission that conforms to GBI edits.
2. Ignore additional National Institute of Standards and Technology (NIST) record types allowed by EBTS v10.0 but are not required by GBI and successfully pass a full NIST record to the FBI if needed.
3. Accept and process NIST transactions which submit Type 14 1000 pixels per inch (ppi) fingerprint images.
4. Ensure all incoming to GBI and outgoing to FBI transactions are in EBTS v10.0 format.
5. AFIS transactions sent to the FBI should include the photo if a photo is received with the transaction.
6. Store NIST file contained in NIST record types not used by AFIS in Image Archive.
7. Send FBI bound submissions from Individual Fingerprint Workstation (IFW) as EBTS v10.0.
8. Support EBTS v10.0 compliant inbound and outbound transactions on the interoperability interface.
9. Import EBTS v10.0 Latent Fingerprint Feature Searches (LFFS) and Latent Fingerprint Image Search (LFIS) files for latent input.
10. Continue to accept and process EBTS v9.x transactions that conform to GBI edits.

**Monthly Update** – Work continues on the remaining items needed to import LFIS/LFFS transactions into IFW. EBTS 10.0 updates must be implemented at the local agency by December 31, 2015. Courtview continues work to complete the remaining CCH enhancements.

#### *Accomplishments This Reporting Period*

NGI Increment 4-EBTS 10.0 Compliance:

- Biometrics4ALL (B4All) completed live scan certification.

CCH/Ident and Applicant Services Requested Enhancements:

- There are six (6) of seventeen enhancements left to be completed. All but two are GUI compatibility/revamp enhancements scheduled to be available for test mid-August.

AFIS CCH/Ident Requested Enhancements: Three of seven (3/7) enhancements complete.

### **SEX OFFENDER REGISTRY REDESIGN PROJECT**

**Project Description** - In October 2012 GBI implemented a new sex offender management application, Sex Offender Registry Tool (SORT). SORT is a more modernized system that uses

the latest web technologies to provide local law enforcement access to centralized up-to-date information of sex offenders in their jurisdictions. Local agency staff has direct access to offender data with limited administrative authority to manage users.

The remaining phases of the project include the implementation of the SORT Public Website and the establishment of a web service between the SORT and Department of Corrections' SCRIBE system for data transfer. Additional phases include the integration of SORT with the NEC Image Archive (AFIS/IA) and customized photo and reporting enhancements.

**Monthly Update** - Completed testing on the design documentation for the SORT Entry Service Client. A meeting was held for Unisys to present the design document to local agencies' vendors.

### **CUSTOMER RESOURCE MANAGEMENT TOOL PROJECT**

**Project Description** - GCIC identified a need to develop a Customer Resource Management (CRM) tool that will capture and store pertinent GCIC customer information. The stored information will include customer contact details, method of connectivity, training information, auditing schedules and other applicable data to assist GCIC personnel in providing efficient customer service by reducing duplicate tasks while allowing for better tracking of customer information. The CRM system will store relevant data and perform search capabilities for reports.

**Monthly Update** - NexxPhase presented a more detailed proposal, as requested, for an application that GBI could maintain on in-house servers.

### **GEORGIA SECONDARY METAL RECYCLER PROJECT**

**Project Description** - O.C.G.A. 10-1-360.1 and 10-1-353 require that GBI establish and maintain a database of required purchase transaction information from secondary metal recyclers (SMR) that is accessible and searchable by Georgia law enforcement agencies.

**Monthly Update** - LeadsOnline discovered a change was needed to the required fields in the "Deliverer" section in the system. The changes were deployed without issue. A few SMRs are still working with their respective Point of Sale (POS) software vendors to resolve the issue of error warnings received when all required information is not provided to the LeadsOnline system.

#### **Accomplishments This Reporting Period**

- Implemented changes for customer information and vehicle fields in the "Ticket Assistant" system.
- Completed changes in the "Deliverer" section
- Fifteen additional metal recyclers registered and uploaded transaction information.

### **FINANCE AP UPLOAD PROJECT**

**Project Description** – In an effort to improve efficiency in operations, the GBI Accounting Department is seeking to automate the uploading of invoice/payment transactions to TeamWorks thus reducing, if not eliminating, the amount of data entry. The two areas for uploading transactions are the CJCC Victim's Compensation payments and various internal payments. The GBI Accounting Department has secured a contractor for the project and has obtained programming for a macro enabled spreadsheet that meets the State Accounting Office (SAO) flat file requirements (2010) from the GA Soil & Water Conservation Commission. This will serve as the starting point for the contractor in automating the upload of internal payments. The contractor



will work with the CJCC to define what is needed to automate the uploading of invoice/payment transactions in their Crime Management Information System.

**Monthly Update** - Configuring of the CJCC file import, GBI and CJCC file merging, and uploading to SAO for overnight processing in Teamworks continues. Formatting changes made to upload files.

Accomplishments This Reporting Period

- Developer programmed CJCC flat file scheduling portion of application.
- CJCC submitting test files when requested.
- CJCC corrected issues with file formatting.

**FINANCE ACCOUNTS RECEIVABLE (AR) SYSTEM PROJECT**

**Project Description** – Finance/Accounting is requesting a replacement of their current Accounts Receivable (AR) system to process fee invoices and payments. The current system is not fulfilling operational needs and should be replaced before the next maintenance renewal period.

**Monthly Update** – Project status meeting held to review level of completion with requirements and next steps to regain momentum on the project; business unit finalizing requirements.

Accomplishments This Reporting Period

- AR System Options, buyer's guide, and vendor questions sent to business project members for review.

**PROTECTIVE ORDER REGISTRY (POR) PROJECT**

**Project Description** – The current POR database is outdated and the application is no longer supported. In an effort to provide better information sharing for local law enforcement agencies and the National Crime Information Center (NCIC), the Georgia Protective Order Registry (POR) is in need of improving record data quality and expanding database capabilities by replacing the existing application and infrastructure. In addition, the POR system requires greater compatibility with current web service technology.

**Monthly Update** – Project requirements have been completed and the RFS has been submitted to GTA to order/configure hardware.

Accomplishments This Reporting Period

- The Technical Solution Document (TSD) for RFS1415 was approved and signed.

**CHILD FATALITY SYSTEM REVIEW PROJECT**

**Project Description** – The current Child Fatality System's data captured by Question Pro is being reviewed to determine potential enhancements. A more customized robust database is needed to produce annual reports that impact policy changes and influence prevention initiatives for Child Fatalities in Georgia.

**Monthly Update** - The project is moving forward with replacing the QuestionPro/SDY forms with the new system being created by the GCIC in-house developer. Scheduled completion date of project is July 2016.

## **CUSTOMER SUPPORT ACTIVITIES**

- Terminal Agency Coordinator (TAC) Certification Class - Glynn County
- Classroom Trainings: 1
- Customer Visits: 37
- Training Hours: 20
- Students Trained: 27
- Computer Based Training (CBT) Help Desk Problem Resolution: 517
- Suspicious Activity Report (SAR) Monthly Submissions: 74