

**Georgia Bureau of Investigation
March Monthly Report
FY2017**



**Presented to the Board of Public Safety
May 11, 2017**

**Vernon M. Keenan
Director**

Table of Contents

| | | |
|-------------|--|----------------|
| I. | Staffing and Backlog..... | 3 – 4 |
| II. | Administration | |
| | Office of Privacy & Compliance/Open Records | |
| | Personnel | |
| | Staff Services..... | 5 |
| III. | Investigative Division..... | 6 – 8 |
| IV. | Crime Lab..... | 9 – 11 |
| V. | Georgia Crime Information Center..... | 12 – 19 |

**Vacant State Positions
FY2017**

| | Jul | Aug | Sept | Oct | Nov | Dec | Jan | Feb | Mar | Apr | May | Jun |
|--|-----|-----|------|-----|-----|-----|-----|-----|-----|-----|-----|-----|
| Total Vacant Positions in DOFS | 24 | 23 | 23 | 24 | 26 | 26 | 23 | 27 | 29 | | | |
| Vacant Scientist Positions | 8 | 8 | 7 | 10 | 11 | 11 | 16 | 18 | 17 | | | |
| Total Vacant Positions in GCIC | 1 | 1 | 1 | 2 | 2 | 2 | 3 | 3 | 1 | | | |
| Total Vacant Positions in Admin | 4 | 4 | 5 | 5 | 5 | 5 | 5 | 5 | 4 | | | |
| Vacant Sworn Agent Positions | 24 | 24 | 28 | 21 | 9 | 6 | 8 | 8 | 8 | | | |
| Total Vacant Positions In the Investigative Division | 31 | 30 | 33 | 28 | 16 | 14 | 17 | 15 | 15 | | | |

**DOFS Backlog Chart
Unworked Reports over 30 Days Old
FY2017**

| Discipline | Jul | Aug | Sep | Oct | Nov | Dec | Jan | Feb | Mar | Apr | May | Jun |
|------------------------|---------------|---------------|---------------|---------------|---------------|---------------|---------------|---------------|---------------|-----|-----|-----|
| Chemistry | 6,546 | 7,175 | 7,822 | 8,482 | 9,237 | 9,453 | 9,648 | 10,156 | 10,462 | | | |
| Firearms | 2,520 | 2,878 | 3,031 | 3,051 | 3,094 | 2,997 | 3,015 | 2,942 | 2,926 | | | |
| Forensic Biology | 3,110 | 3,191 | 3,466 | 3,724 | 3,863 | 3,863 | 3,859 | 3,991 | 4,488 | | | |
| Impressions | 38 | 40 | 43 | 42 | 39 | 37 | 37 | 41 | 41 | | | |
| Latent Prints | 3,137 | 3,234 | 3,309 | 3,446 | 3,550 | 3,551 | 3,503 | 3,572 | 3,675 | | | |
| Medical Examiners | 120 | 97 | 170 | 165 | 198 | 194 | 182 | 192 | 207 | | | |
| Miscellaneous Services | 0 | 0 | 0 | 0 | 0 | 0 | 0 | 0 | 0 | | | |
| Operations Support | 0 | 0 | 0 | 0 | 0 | 0 | 0 | 0 | 0 | | | |
| Toxicology | 827 | 506 | 829 | 858 | 1,523 | 1,386 | 971 | 1,038 | 854 | | | |
| Trace Evidence | 466 | 503 | 511 | 520 | 531 | 513 | 504 | 484 | 519 | | | |
| Total | 16,764 | 17,624 | 19,181 | 20,288 | 22,035 | 21,994 | 21,719 | 22,416 | 23,172 | | | |

GBI Administration

Office of Privacy & Compliance/Open Records

| | | |
|----------------------|-------------------|---------------------|
| | <u>March 2017</u> | <u>Total FY2017</u> |
| Open Records Request | 376 | 2,704 |
| Archives | 33 | 238 |

Personnel

Employee Totals

March 2017

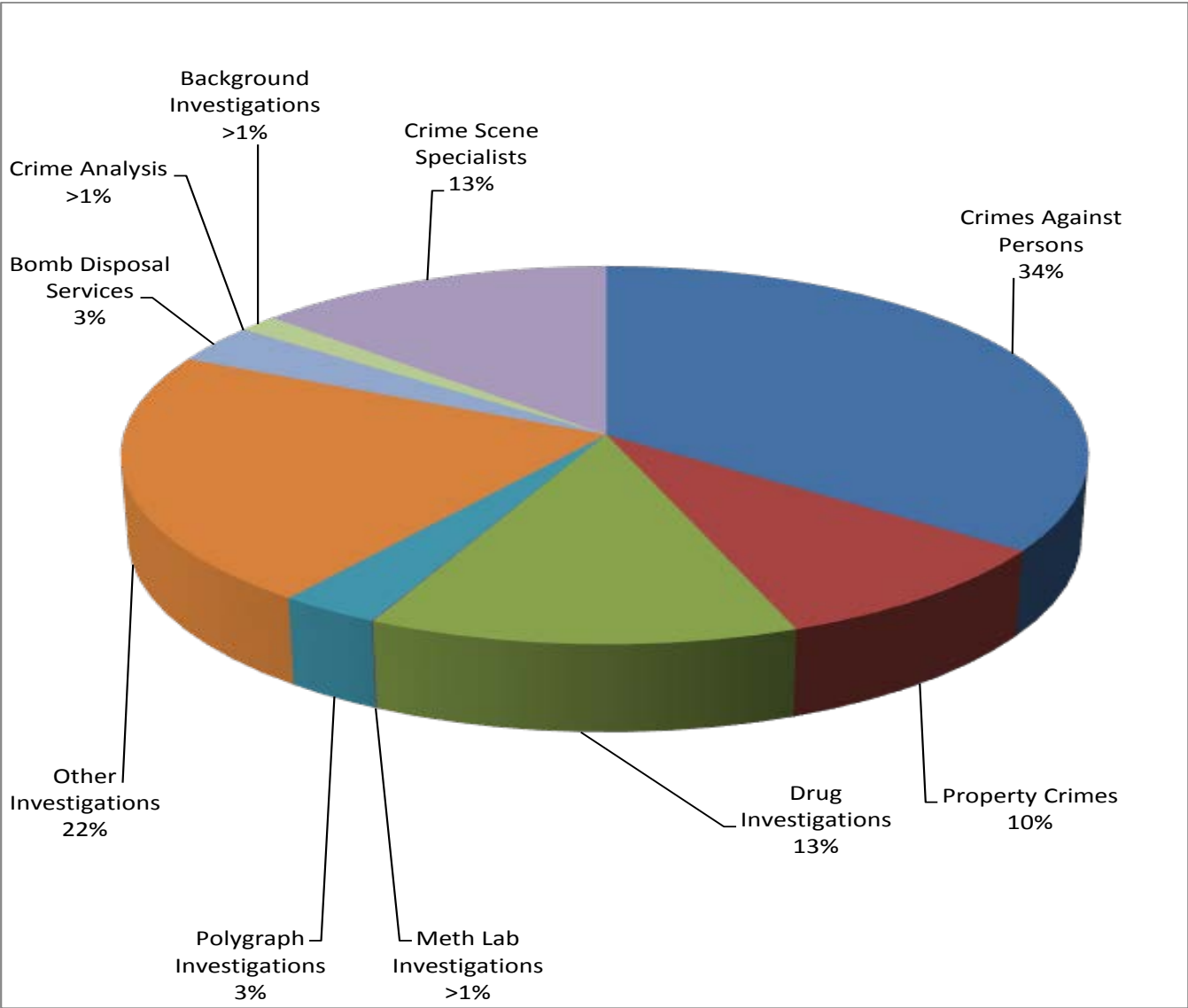
| | State Funded Positions | Grant Funded Positions | <i>Total</i> |
|----------------------------------|---------------------------|---------------------------|---------------------|
| Investigative Division | 350 | 19 | <i>369</i> |
| Georgia Crime Information Center | 42 | 75 | <i>117</i> |
| Division of Forensic Sciences | 293 | 29 | <i>322</i> |
| Administration | 43 | 1 | <i>44</i> |
| <i>Total</i> | <i>728</i> | <i>124</i> | <i>852</i> |

| | Total State Funded Positions Vacant | State Funded Vacancies Under Active Recruitment |
|----------------------------------|--|---|
| Investigative Division | 15 | 2 |
| Georgia Crime Information Center | 1 | 1 |
| Division of Forensic Sciences | 29 | 10 |
| Administration | 4 | 2 |
| <i>Total</i> | <i>49</i> | <i>15</i> |

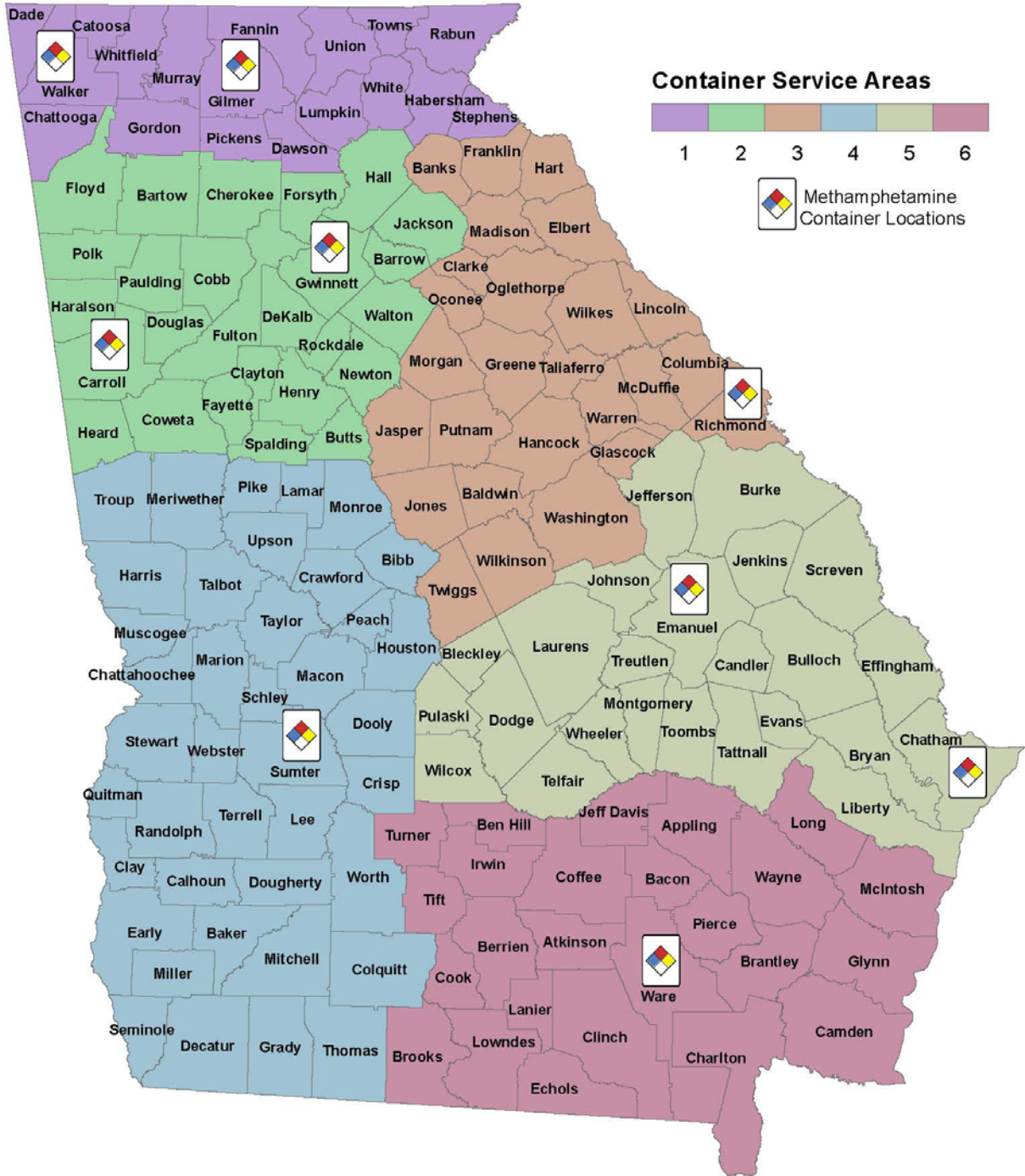
INVESTIGATIVE DIVISION

| | March 2017 | Fiscal YTD |
|--|---|-----------------------------|
| Total Sworn Employees | | 274 (filled-includes grant) |
| Total Investigative Hours Expended | 31,979.75 | 263,094.31 |
| Crimes Against Persons, includes | 9,945.50 | 89,082.25 |
| Death Investigations | 5,239.50 | 46,438.50 |
| Child Abuse | 2,504.00 | 24,925.25 |
| Sex Crimes | 387.00 | 3,778.50 |
| Missing Persons | 468.00 | 3,059.00 |
| Assault, Kidnapping, Robbery, Terrorist Acts, Fugitive, Human Trafficking, etc. | 1,347.00 | 10,881.00 |
| Property Crimes, including Theft, Burglary, Forgery | 3,619.50 | 25,739.30 |
| Drug Investigations | 4,870.00 | 35,666.00 |
| Meth Lab Investigations | 29.00 | 120.00 |
| Polygraph Examinations | 967.00 | 7,746.00 |
| Background Investigations | 125.00 | 4,232.00 |
| Other Investigations, including Preliminary Investigations | 7,319.50 | 57,920.01 |
| Bomb Disposal Services | 1,224.00 | 8,733.00 |
| Crime Analysis | - | 24.00 |
| Crime Scene Specialists | 3,880.00 | 33,831.00 |
| | All figures above represent Investigative Hours | |
| Total Seizures | \$12,896,703.76 | \$116,552,921.98 |

Investigative Hours Expended YTD FY2017



State of Georgia Methamphetamine Container Program



January 2015

Crime Lab

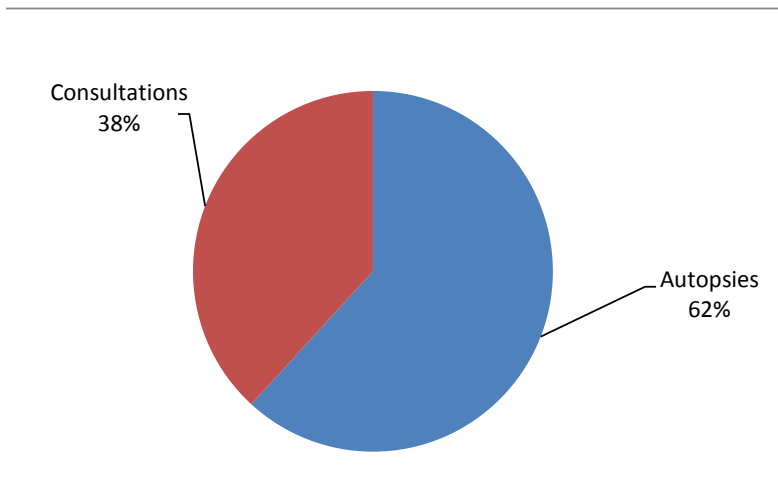
Medical Examiners (includes all laboratories)

| | March 2017 | FY2017 YTD |
|-------------------------------|------------|--------------|
| Autopsies | 243 | 2,090 |
| Consultations | 190 | 1,345 |
| Total ME Cases Managed | 433 | 3,435 |

| | | |
|-----------------------------------|----|-----|
| Clayton County Death Certificates | 57 | 378 |
|-----------------------------------|----|-----|

Percentage of Cases Released in 90 days: 80.4%

Medical Examiner Activity, FY2017



Confirmed CODIS Hits for March 2017

| | |
|------------------------|------------|
| State Offender Hits | 80 |
| State Forensic Hits | 6 |
| National Offender Hits | 38 |
| National Forensic Hits | <u>1</u> |
| Total | 125 |

Samples entered into CODIS for March 2017 – 1,190

Profiles in CODIS

| | |
|---|----------------|
| Forensic Casework Profiles | 20,675 |
| Convicted Offender Profiles | 317,859 |
| Missing Person/Unidentified Human Remain Profiles | 6 |
| Staff/QC File | <u>497</u> |
| Total | 339,037 |

Laboratory Production

Report Turnaround for March 2017

| | # Released in 45 Days | Total Released | % Released in 45 Days |
|----------------------------------|--------------------------|-------------------|--------------------------|
| Laboratory | | | |
| Headquarters - Atlanta | 2,959 | 4,625 | 64% |
| Central Regional - Macon | 25 | 361 | 7% |
| Coastal Regional - Savannah | 49 | 456 | 11% |
| Eastern Regional - Augusta | 433 | 605 | 72% |
| Northeastern Regional | 1,287 | 1,480 | 87% |
| Southwestern Regional - Moultrie | 99 | 212 | 47% |
| Western Regional - Columbus | 70 | 196 | 36% |
| | | | |
| System-wide Totals | 4,922 | 7,935 | 62% |

Note: 77.9% Casework Reports were released within 90 days.

Report Turnaround for Year-to-Date, FY2017

| | # Released in 45 Days | Total Released | % Released in 45 Days |
|----------------------------------|--------------------------|-------------------|--------------------------|
| Laboratory | | | |
| Headquarters - Atlanta | 19,631 | 34,057 | 58% |
| Central Regional - Macon | 823 | 2,138 | 38% |
| Coastal Regional - Savannah | 365 | 3,527 | 10% |
| Eastern Regional - Augusta | 2,843 | 4,119 | 69% |
| Northeastern Regional | 9,272 | 10,390 | 89% |
| Southwestern Regional - Moultrie | 692 | 1,681 | 41% |
| Western Regional - Columbus | 599 | 1,555 | 39% |
| | | | |
| System-wide Totals | 34,225 | 57,467 | 60% |

Crime Lab Reports Processed for March 2017

| Department | Requested | Total Released |
|------------------------------|------------------|-----------------------|
| Chemistry (includes Drug ID) | 3,565 | 2,316 |
| Firearms | 225 | 173 |
| Forensic Biology | 1,518 | 1,999 |
| Impressions | 3 | 3 |
| Latent Prints | 236 | 159 |
| Medical Examiners | 522 | 549 |
| Operations Support | 17 | 4 |
| Toxicology | 2,775 | 3,151 |
| Trace Evidence | 145 | 130 |
| | | |
| Total | 9,006 | 8,484 |

Crime Lab Reports Processed FY2017

| Department | Requested | Total Released |
|------------------------------|------------------|-----------------------|
| Chemistry (includes Drug ID) | 23,579 | 16,893 |
| Firearms | 2,343 | 1,634 |
| Forensic Biology | 16,628 | 15,410 |
| Impressions | 32 | 15 |
| Latent Prints | 1,993 | 1,226 |
| Medical Examiners | 4,208 | 4,181 |
| Operations Support | 92 | 71 |
| Toxicology | 21,387 | 21,080 |
| Trace Evidence | 1,221 | 1,138 |
| | | |
| Total | 71,483 | 61,648 |

Georgia Crime Information Center

March 2017

NCIC SERVICES

CJIS Network Statistics

System Uptime: 100%
Messages Processed: 73,762,756

CJIS Operations

1. Sex Offender Registry

| | Month | FY2017 | Database Totals |
|---------------|-------|--------|-----------------|
| Records Added | 163 | 1,383 | 29,457 |

2. Protection Order Registry

| | Month | FY2017 | Database Totals |
|---------------|-------|--------|-----------------|
| Records Added | 2,325 | 19,526 | 345,716 |

3. National Data Exchange (N-DEX)

Number of Georgia agencies contributing to N-DEX: 3

Agencies/Users with N-DEX Inquiry Access Only (no data contributed)

| | Added | Removed | Total with Inquiry Access |
|----------|-------|---------|---------------------------|
| Agencies | 2 | 0 | 38 |
| Users* | 3 | 0 | 46 |

4. Off-Line Search Requests

| Type of Request | Month | FY2017 |
|--|-------|--------|
| Administrative (Criminal Justice Agency) | 29 | 236 |
| Open Records | 3 | 11 |
| Subpoena | 0 | 0 |
| Media | 0 | 0 |
| Possible CJIS Security Violations | 1 | 23 |

CJIS Audits

GCIC conducted 33 CJIS Audits

INFORMATION SERVICES

Criminal History/Identification Services

1. Criminal Fingerprint Transactions Received

| | Month | FY2017 |
|----------------------|--------|---------|
| Submissions | 44,142 | 358,061 |
| Submissions w/Palms | 19,640 | 158,381 |
| Submissions w/Photos | 12,028 | 109,806 |

Transactions processed within 2 hours of receipt: 94%

2. Applicant Fingerprint Transactions Received

| | Month | FY2017 |
|-------------|--------|---------|
| Submissions | 43,550 | 368,232 |

Transactions processed within 24 hours of receipt: 98%

3. Final Dispositions Received

| | Month | FY2017 |
|--------------|---------------|----------------|
| Local Agency | 74,727 | 578,708 |
| GCIC | 5,597 | 48,024 |
| Total | 80,324 | 626,732 |

4. RAPID Identification Transactions

| | Month | FY2017 |
|---------------|--------|---------|
| Submissions | 13,294 | 124,575 |
| AFIS Hits | 59% | 49% |
| NCIC Hits | 39% | 40% |
| FBI RISC Hits | 5% | 2% |

5. Non-Criminal Justice Audits, Visits and Trainings

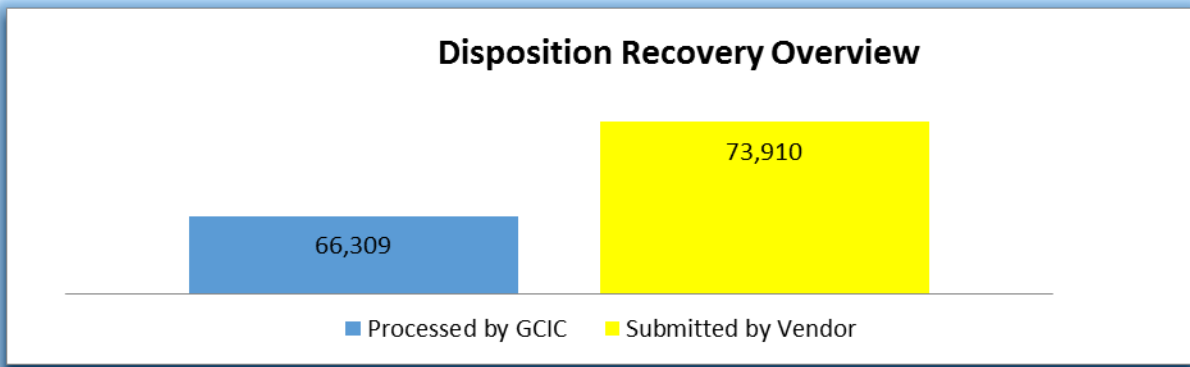
| Audits | Month | FY2017 |
|---------------------|-----------|-----------|
| In Compliance | 11 | 46 |
| Out of Compliance | 16 | 41 |
| Total Audits | 27 | 87 |
| Advisement Memos | 0 | 1 |

| Visits and Trainings | Month | FY2017 |
|----------------------|-------|--------|
| Agency Visits | 5 | 114 |
| Trainings | 2 | 9 |
| Attendees | 35 | 203 |

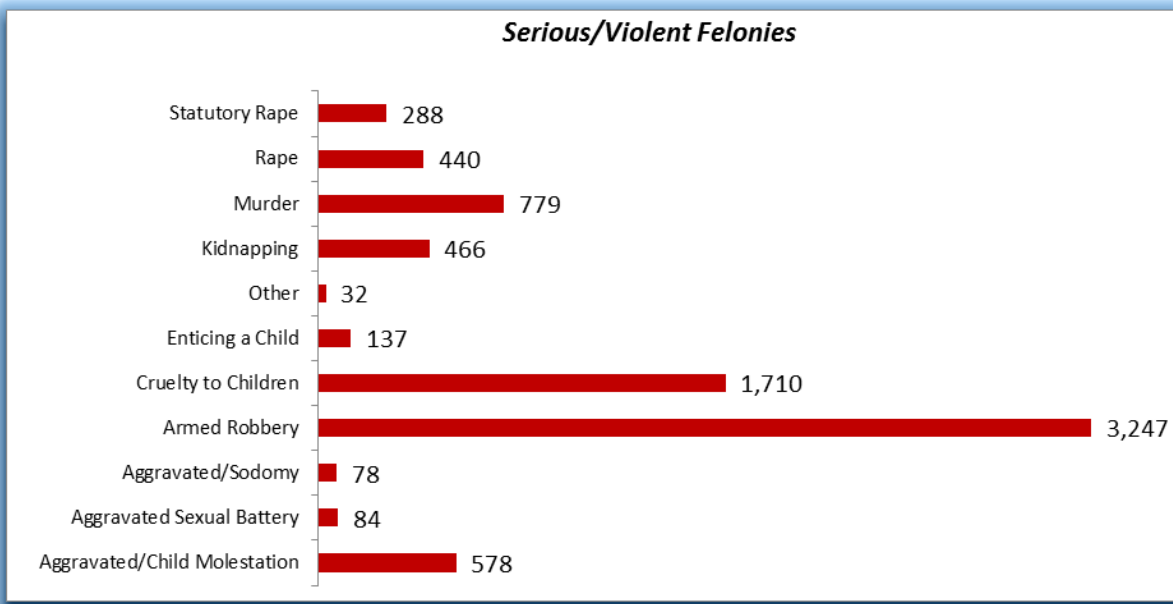
6. Disposition Recovery Project

| | Month | Project to Date |
|---------------------|-------|-----------------|
| Submitted by Vendor | 2,172 | 73,910 |

| | | |
|------------------------|-------|--------|
| Dispositions Processed | 2,749 | 66,309 |
| | | |



The chart below shows the number of serious/violent felony offenses that were previously restricted but are now returned for licensing and employment purposes because a disposition of guilt was obtained and entered in the criminal history database.



PLANS & PROGRAM DEVELOPMENT

AFIS ENHANCEMENTS

Project Description - System enhancements for the Automated Fingerprint Identification System (AFIS) which include Accounts Receivable, T-Net fee changes, AFIS -SORT interface, system reports, creation of new IntegraID Document Management folders.

Monthly Update - The Sex Offender Registry Tool Statement of Work vendor quote was received and is pending approval for a signature. Project request was made for additional folders to be added in IntegraID Document Management and an iFW workstation was installed by the vendor.

APPLICATION DEVELOPMENT – Protective Order Registry

Project Description - In an effort to provide better information sharing, the Georgia Protective Order Registry (POR) is being updated to improve record data quality and expanding database capabilities by replacing the existing application and infrastructure.

Monthly Update - The project development team continues meeting to discuss ongoing system tests and project status. The IT team completed five of the eight system tests on the web service and completed the move of the POR application from the development server to the production servers.

CHILD FATALITY SYSTEM REVIEW PROJECT

Project Description - The Child Fatality Review (CFR) unit requested an enhancement to their current process to capture Medical Examiners (ME) data for child related deaths in the State of Georgia and have asked for additional reporting capabilities.

Monthly Update - The developer continues to make application and database changes based on the project sponsor feedback from a demo of the CFR System.

COMPUTERIZED CRIMINAL HISTORY (CCH) ENHANCEMENTS

Project Description - The Computerized Criminal History (CCH) system will undergo system enhancements to meet the new State of Georgia legislative changes concerning the First Offender Act (FOA). Additional updates such as system modifications and reports will be implemented for internal users.

Monthly Update - The CCH vendor completed the programming for the system enhancements and scheduled the migration to the CCH test system. The project team will test the FOA enhancements in April.

CRIMINAL JUSTICE EXCHANGE PROJECT

Project Description - The Georgia Bureau of Investigation will programmatically own an initiative of the Governor's Office entitled Criminal Justice Exchange Project (CJEP). CJEP will incorporate the electronic exchanges of information between state and local criminal justice agencies in Georgia. Each exchange automates a manual, paper-based criminal justice business process and will follow a criminal case lifecycle from booking through disposition and supervision. The goals of the project are to create seamless connections between systems, establish

a single, consistent architecture adopted to guide all aspects of program implementation and to establish a governance structure that views criminal justice as a statewide community. The exchanges will involve the coordination of multiple agencies and vendor applications.

Monthly Update - The project team reported the project overview at the monthly GTA Critical Panel Review and an overall status at the monthly Executive Governance Council meeting. The Project Management Organization (PMO) continues to manage the project and track project risks. Requirements gathering sessions were held with pilot agencies to discuss the data exchanges.

CUSTOMER RELATIONSHIP MANAGEMENT (CRM) APPLICATION PROJECT

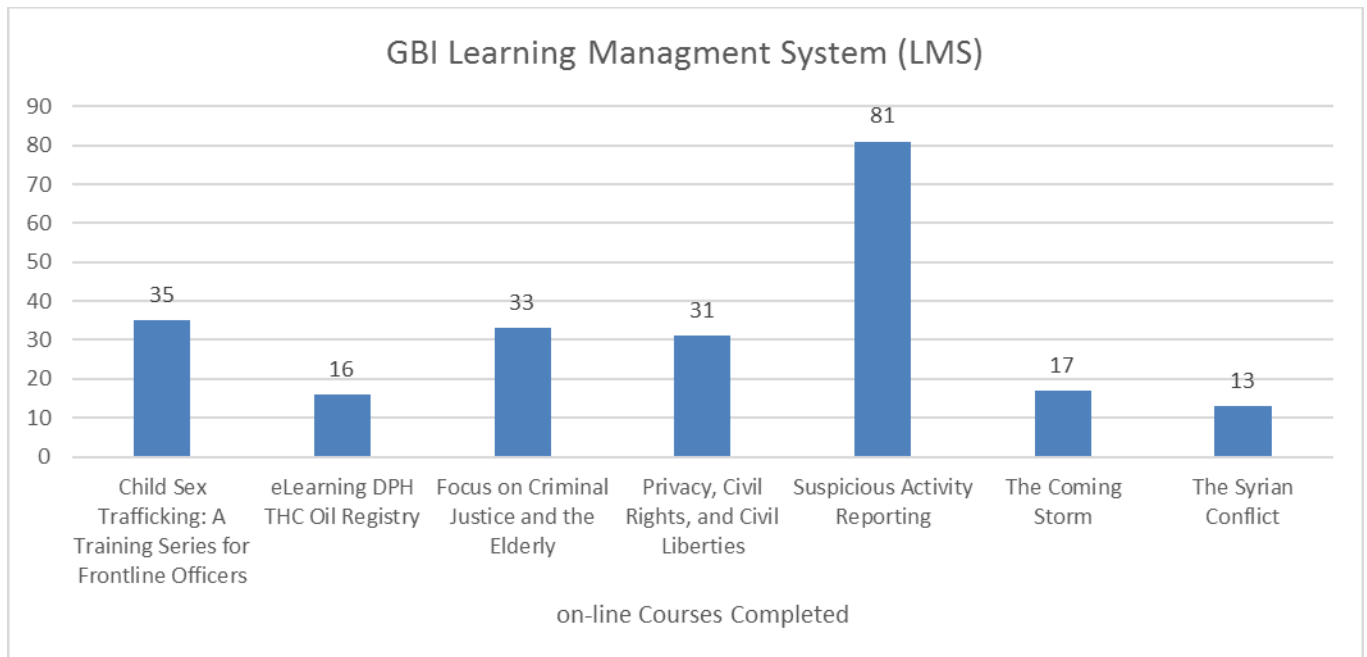
Project Description - The CRM Application Project will provide a single source of historical interaction with GCIC external customers. The application will give GCIC end users the ability to search, track and report customer interactions throughout GCIC’s business units.


Monthly Update - The project business process flows were finalized and approved and a change request was submitted to Microsoft for review.

CUSTOMER SUPPORT –TRAINING

Project Description - The Customer Support Training group provides training in the area of GCIC programs, GCIC applications, GCIC/FBI compliance and other supported law enforcement training to both criminal and non-criminal justice agencies, municipal, magistrate and probate courts across the State of Georgia. The group extends the option to receive classroom training or training within an e-Learning environment.

Monthly Update - Currently developing new training content/videos for NIBRS National Incident-Based Reporting System and Deconfliction. The LMS Staff handled 98 phone calls, 1375 emails and managed LMS user account additions and changes.





GCIC TRAINING SYMPOSIUM

Project Description - The GCIC Training Symposium is designed to offer continuing education with the goal of providing vital knowledge regarding GCIC and federal law enforcement programs to both the criminal justice and non-criminal communities.

Monthly Update - The GCIC Training Association was formed in accordance with the State of Georgia Secretary of State guidelines. The Publication Notice of Incorporation will be posted for two weeks in April in the DeKalb County Champion newspaper. The by-laws for the Association are under development and upon completion, the documents along with the Articles of Incorporation will be submitted to the Federal Internal Revenue Services (IRS) for 501c3 tax

exempt status. The project team continues to work on the various project tasks in preparation of the 2017 Symposium.

HUMAN RESOURCES (HR) TIMESHEET PROJECT

Project Description - Enhancement of the application used by non-sworn units of the GBI for tracking time.

Monthly Update - Phase 2 development continues.

INFORMATION SERVICES CRIMINAL HISTORY APPLICATION REDESIGN PROJECT

Project Description - A redesign of the web application used by Information Services staff to log and track activities performed on criminal history information as well as services performed for the public.

Monthly Update - The project was placed on hold for the month of March due to limited resources. The developer will resume work on the project in April.

LAW ENFORCEMENT MESSAGE SWITCH (LEMS)

Project Description - The message switch provides a means of communication between federal, state and local law enforcement agencies throughout the state of Georgia, the United States and other countries and in order to take advantage of new features and advances in technology, GCIC is looking to upgrade or replace this system.

Monthly Update - The project kick-off meeting was held to review the project with various stakeholders.

NATIONAL INCIDENT-BASED REPORTING SYSTEM (NIBRS) PROJECT

Project Description – The National Incident Based Reporting System (NIBRS) collects data on each single incident and arrest for each offense coming to the attention of law enforcement for which specific facts about each crime is collected. GBI is in the process of replacing the current UCR summary-based system with an application that will collect incident-based data.

Monthly Update – Progress on the project continues. GCIC provided the vendor with requested data and the decision was made to implement an online entry form to enter state-specific Family Violence data.

SEX OFFENDER REGISTRY TOOL (SORT) ENHANCEMENT PROJECT

Project Description - System enhancements for the SORT application. Phase 1 will consist of modifications to the application used by Sheriff's Offices, the public website, NCIC web services and SORT Reports. Phase 2 will focus on the web service between SORT and AFIS for the upload of SORT documentation.

Monthly Update - The vendor provided a quote for additional work and the quote is awaiting approval of funds.

SHAREPOINT CONFIGURATION PROJECT

Project Description - The SharePoint tool will be used as an internal web portal for organizing and sharing information as an employee collaborative tool for internal communication. The portal will also include an Intranet application for each of the three GBI divisions that would allow content management, document repository and information sharing of announcements, news and department information.

Monthly Update – Based on feedback, additional changes were made to the SharePoint layout. The main GBI SharePoint page along with the GCIC subsite will be developed and released in May. A demo has been scheduled for April with GCIC and other GBI divisions to reveal the GCIC content and introduce SharePoint.

WEB SITES REDESIGN PROJECT

Project Description - Redesign of the internal and external Georgia Crime Information Center (GCIC) web sites.

Monthly Update - Enhancements to the GCIC extranet content is finalized and pending final approval from GCIC Command Staff. The changes will be implemented in production in May.