

**Georgia Bureau of Investigation
February Monthly Report
FY2019**



**Presented to the Board of Public Safety
April 18, 2019**

**D. Victor Reynolds
Director**

Table of Contents

| | | |
|-------------|--|----------------|
| I. | Staffing and Backlog..... | 3 – 4 |
| II. | Administration | |
| | Office of Privacy & Compliance/Open Records | |
| | Personnel | |
| | Staff Services..... | 5 |
| III. | Investigative Division..... | 6 – 8 |
| IV. | Crime Lab..... | 9 – 11 |
| V. | Georgia Crime Information Center..... | 12 – 17 |

Vacant State Positions FY2019

| | Jul | Aug | Sept | Oct | Nov | Dec | Jan | Feb | Mar | Apr | May | Jun |
|--|-----|-----|------|-----|-----|-----|-----|-----|-----|-----|-----|-----|
| Total Vacant Positions in DOFS | 29 | 26 | 29 | 30 | 29 | 30 | 32 | 33 | | | | |
| Vacant Scientist Positions | 18 | 19 | 19 | 20 | 20 | 20 | 21 | 20 | | | | |
| Total Vacant Positions in GCIC | 2 | 2 | 2 | 2 | 1 | 1 | 1 | 0 | | | | |
| Total Vacant Positions in Admin | 5 | 5 | 5 | 5 | 4 | 4 | 6 | 5 | | | | |
| Vacant Sworn Agent Positions | 23 | 24 | 10 | 12 | 13 | 14 | 13 | 14 | | | | |
| Total Vacant Positions In the Investigative Division | 32 | 33 | 21 | 23 | 22 | 22 | 19 | 21 | | | | |

**DOFS Backlog Chart
Unworked Reports over 30 Days Old
FY2019**

| Discipline | Jul | Aug | Sep | Oct | Nov | Dec | Jan | Feb | Mar | Apr | May | Jun |
|------------------------|---------------|---------------|---------------|---------------|---------------|---------------|---------------|---------------|-----|-----|-----|-----|
| Chemistry | 17,832 | 17,970 | 18,790 | 19,258 | 19,339 | 19,749 | 19,818 | 19,401 | | | | |
| Data Conversion | 1 | 1 | 1 | 1 | 1 | 1 | 1 | 1 | | | | |
| Firearms | 3,525 | 3,605 | 3,680 | 3,628 | 3,642 | 3,640 | 3,636 | 3,592 | | | | |
| Forensic Biology | 6,154 | 6,434 | 6,697 | 6,988 | 7,136 | 7,326 | 7,388 | 7,496 | | | | |
| Impressions | 55 | 52 | 52 | 54 | 56 | 57 | 59 | 60 | | | | |
| Latent Prints | 4,385 | 4,429 | 4,487 | 4,523 | 4,526 | 4,518 | 4,517 | 4,468 | | | | |
| Medical Examiners | 218 | 129 | 141 | 131 | 117 | 114 | 128 | 122 | | | | |
| Miscellaneous Services | 0 | 0 | 0 | 0 | 0 | 0 | 0 | 0 | | | | |
| Operations Support | 2 | 1 | 0 | 0 | 5 | 0 | 0 | 0 | | | | |
| Toxicology | 1,041 | 1088 | 974 | 969 | 1,039 | 1,214 | 891 | 750 | | | | |
| Trace Evidence | 644 | 681 | 729 | 736 | 759 | 770 | 754 | 734 | | | | |
| Total | 33,857 | 34,390 | 35,551 | 36,288 | 36,620 | 37,389 | 37,192 | 36,624 | | | | |

GBI Administration

Office of Privacy & Compliance/Open Records

| | <u>February 2019</u> | <u>Total FY2019</u> |
|----------------------|----------------------|---------------------|
| Open Records Request | 337 | 2,967 |
| Archives | 14 | 141 |

Personnel

Employee Totals

February 2019

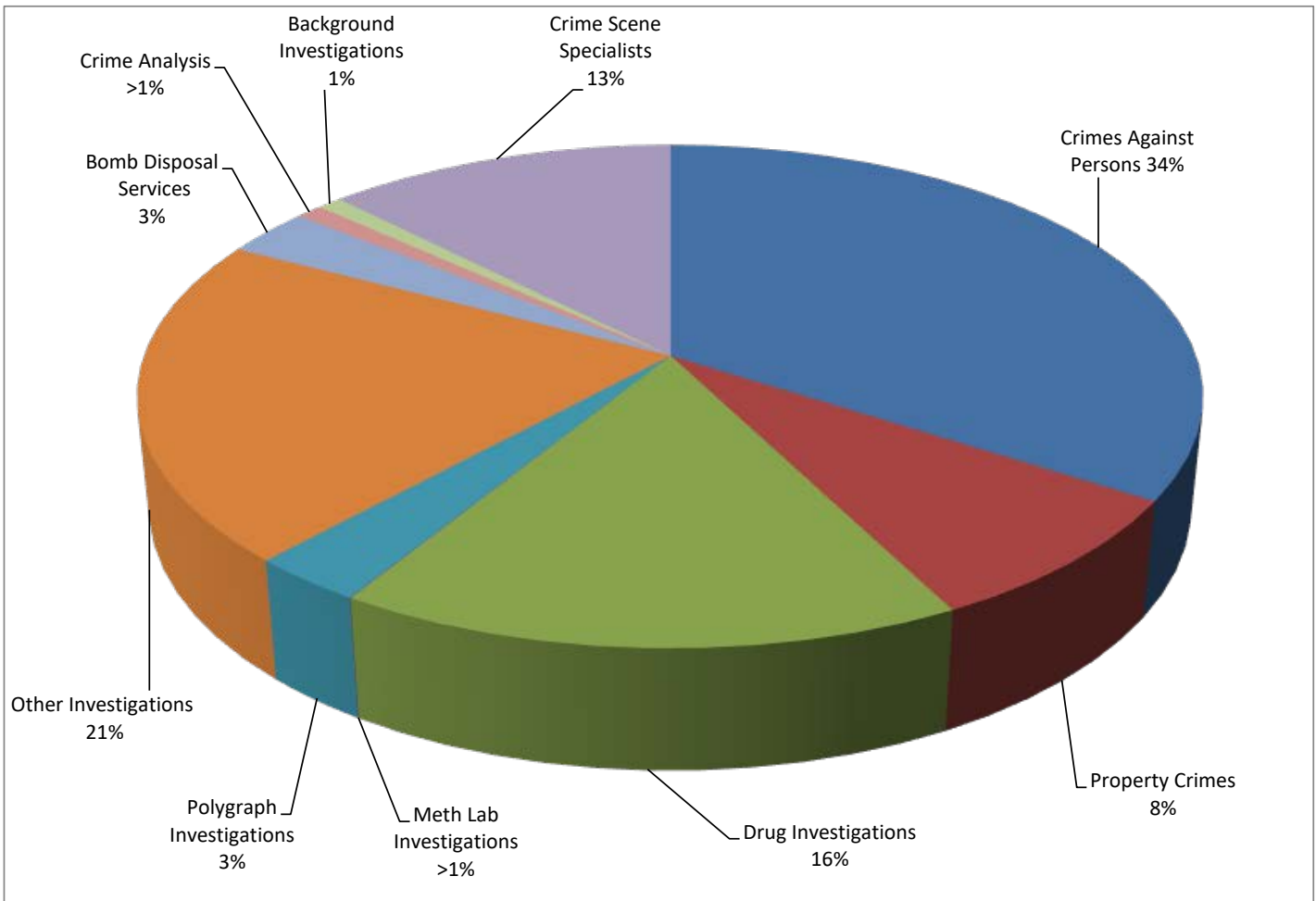
| | State Funded Positions | Grant Funded Positions | <i>Total</i> |
|----------------------------------|------------------------|------------------------|--------------|
| Investigative Division | 369 | 30 | 399 |
| Georgia Crime Information Center | 44 | 75 | 119 |
| Division of Forensic Sciences | 315 | 36 | 351 |
| Administration | 43 | 4 | 47 |
| Total | 771 | 145 | 916 |

| | Total State Funded Positions Vacant | State Funded Vacancies Under Active Recruitment |
|----------------------------------|-------------------------------------|---|
| Investigative Division | 21 | 3 |
| Georgia Crime Information Center | 0 | 0 |
| Division of Forensic Sciences | 33 | 7 |
| Administration | 5 | 3 |
| Total | 59 | 13 |

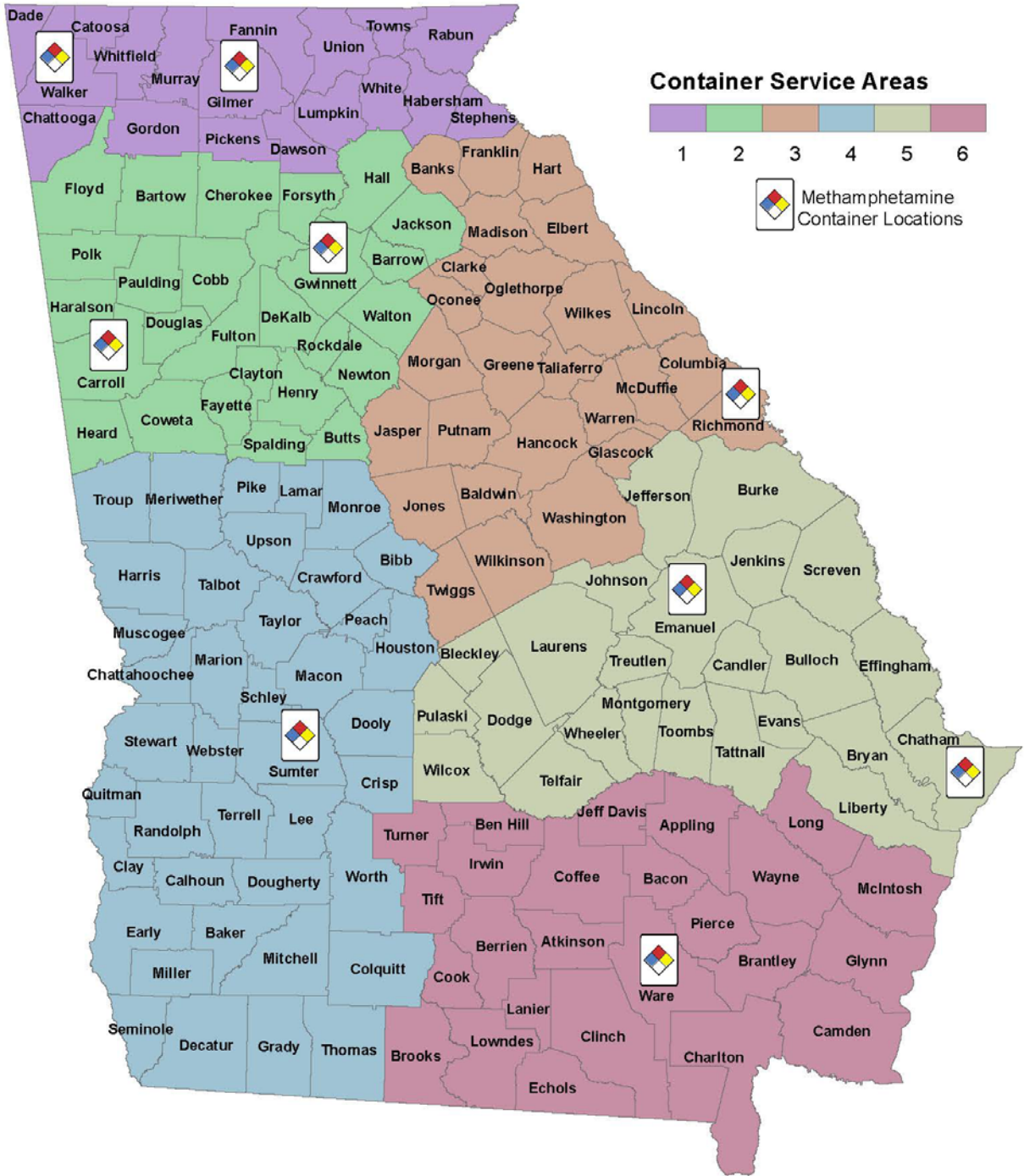
INVESTIGATIVE DIVISION

| | February 2019 | Fiscal YTD |
|--|-----------------------------|-----------------|
| Total Sworn Employees | 286 (filled-includes grant) | |
| Total Investigative Hours Expended | 33,469.75 | 237,059.25 |
| Crimes Against Persons, includes | 10,393.25 | 80,884.50 |
| Death Investigations | 5,565.50 | 41,960.00 |
| Child Abuse | 2,955.75 | 22,800.50 |
| Sex Crimes | 346.00 | 3,435.00 |
| Missing Persons | 159.00 | 2,380.00 |
| Assault, Kidnapping, Robbery, Terrorist Acts, Fugitive, Human Trafficking, etc. | 1,367.00 | 10,309.00 |
| Property Crimes, including Theft, Burglary, Forgery | 2,122.25 | 19,640.50 |
| Drug Investigations | 7,112.00 | 38,798.00 |
| Meth Lab Investigations | 12.00 | 66.00 |
| Polygraph Examinations | 919.00 | 7,186.00 |
| Background Investigations | 306.00 | 2,033.00 |
| Other Investigations, including Preliminary Investigations | 8,033.25 | 49,559.25 |
| Bomb Disposal Services | 703.00 | 7,287.00 |
| Crime Analysis | 95.00 | 2,240.00 |
| Crime Scene Specialists | 3,774.00 | 29,365.00 |
| All figures above represent Investigative Hours | | |
| Total Seizures | \$4,799,359.80 | \$36,445,487.33 |

Investigative Hours Expended YTD FY2019



State of Georgia Methamphetamine Container Program



January 2015

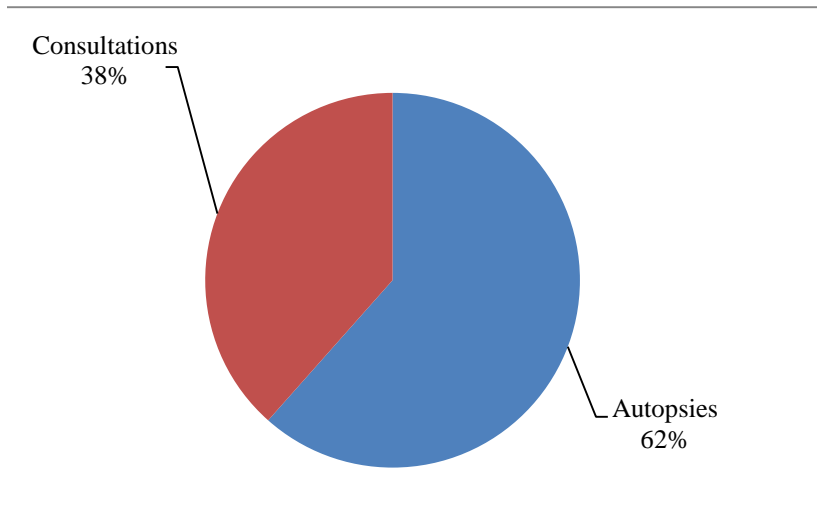
Crime Lab

Medical Examiners (includes all laboratories)

| | February | FY2019 YTD |
|-----------------------------------|------------|--------------|
| Autopsies | 247 | 1,803 |
| Consultations | 177 | 1,126 |
| Total ME Cases Managed | 424 | 2,929 |
| Clayton County Death Certificates | 57 | 349 |

Percentage of Cases Released in 90 days: 77.8%

Medical Examiner Activity, FY2019



Confirmed CODIS Hits for February 2019

| | |
|------------------------|-----------|
| State Offender Hits | 30 |
| State Forensic Hits | 0 |
| National Offender Hits | 5 |
| National Forensic Hits | 0 |
| Total | 35 |

Samples entered into CODIS for February 2019 – 964

Profiles in CODIS

| | |
|---|----------------|
| Forensic Casework Profiles | 23,529 |
| Convicted Offender Profiles | 338,219 |
| Missing Person/Unidentified Human Remain Profiles | 7 |
| Staff/QC File | 523 |
| Total | 362,278 |

Laboratory Production

Report Turnaround for February 2019

| | # Released in 45 Days | Total Released | % Released in 45 Days |
|----------------------------------|--------------------------|-------------------|--------------------------|
| Laboratory | | | |
| Headquarters - Atlanta | 2,312 | 4,133 | 56% |
| Central Regional - Macon | 16 | 469 | 3% |
| Coastal Regional - Savannah | 57 | 556 | 10% |
| Eastern Regional - Augusta | 298 | 574 | 52% |
| Northeastern Regional | 695 | 975 | 71% |
| Southwestern Regional - Moultrie | 37 | 339 | 11% |
| Western Regional - Columbus | 43 | 366 | 12% |
| System-wide Totals | 3,458 | 7,412 | 47% |

Note: 64.5% Casework Reports were released within 90 days.

Report Turnaround for Year-to-Date, FY2019

| | # Released in 45 Days | Total Released | % Released in 45 Days |
|----------------------------------|--------------------------|-------------------|--------------------------|
| Laboratory | | | |
| Headquarters - Atlanta | 17,068 | 29,672 | 58% |
| Central Regional - Macon | 194 | 2,743 | 7% |
| Coastal Regional - Savannah | 519 | 4,455 | 12% |
| Eastern Regional - Augusta | 2,546 | 4,001 | 64% |
| Northeastern Regional | 7,782 | 10,204 | 76% |
| Southwestern Regional - Moultrie | 208 | 2,068 | 10% |
| Western Regional - Columbus | 308 | 1,935 | 16% |
| System-wide Totals | 28,625 | 55,078 | 52% |

Crime Lab Reports Processed for February 2019

| Department | Requested | Total Released |
|------------------------------|------------------|-----------------------|
| | | |
| Chemistry (includes Drug ID) | 3,301 | 3,265 |
| Firearms | 156 | 147 |
| Forensic Biology | 1,447 | 1,047 |
| Impressions | 2 | 0 |
| Latent Prints | 138 | 208 |
| Medical Examiners | 465 | 536 |
| Operations Support | 15 | 13 |
| Toxicology | 2,608 | 2,614 |
| Trace Evidence | 115 | 118 |
| | | |
| Total | 8,247 | 7,948 |

Crime Lab Reports Processed FY2019

| Department | Requested | Total Released |
|------------------------------|------------------|-----------------------|
| | | |
| Chemistry (includes Drug ID) | 25,302 | 21,778 |
| Firearms | 1,266 | 1,059 |
| Forensic Biology | 12,567 | 10,864 |
| Impressions | 15 | 9 |
| Latent Prints | 1,340 | 1,223 |
| Medical Examiners | 3,749 | 3,945 |
| Operations Support | 88 | 94 |
| Toxicology | 19,647 | 19,496 |
| Trace Evidence | 739 | 555 |
| | | |
| Total | 64,713 | 59,023 |

Georgia Crime Information Center

February 2019

NCIC SERVICES

CJIS Network Statistics

System Uptime: 100%
Messages Processed: 66,534,187

CJIS Operations

1. Sex Offender Registry

| | Month | FY2019 | Database Totals |
|---------------|-------|--------|-----------------|
| Records Added | 143 | 1,099 | 32,016 |

2. Protection Order Registry

| | Month | FY2019 | Database Totals |
|---------------|-------|--------|-----------------|
| Records Added | 1,949 | 17,819 | 142,958 |

3. National Data Exchange (N-DEx)

Number of Georgia agencies contributing to N-DEX: 35 (7 direct, 28 LInX)

Agencies/Users with N-DEx Inquiry Access Only (no data contributed)

| | Added | Removed | Total with Inquiry Access |
|----------|-------|---------|---------------------------|
| Agencies | 0 | 1 | 14 |
| Users | 0 | 1 | 19 |

4. Off-Line Search Requests

| Type of Request | Month | FY2019 |
|--|-------|--------|
| Administrative (Criminal Justice Agency) | 29 | 181 |
| Open Records | 0 | 10 |
| Subpoena | 0 | 2 |
| Media | 0 | 0 |
| Possible CJIS Security Violations | 7 | 32 |

CJIS Audits

GCIC conducted 28 CJIS Audits

INFORMATION SERVICES

1. Criminal Fingerprint Transactions Received

| | Month | FY2019 |
|----------------------|--------|---------|
| Submissions | 39,787 | 326,966 |
| Submissions w/Palms | 18,729 | 148,783 |
| Submissions w/Photos | 14,799 | 120,225 |

Transactions processed within 2 hours of receipt: 94%

2. Applicant Fingerprint Transactions Received

| | Month | FY2019 |
|-------------|--------|---------|
| Submissions | 40,499 | 318,420 |

Transactions processed with 24 hours of receipt: 100%

3. Final Dispositions Received

| | Month | FY2019 |
|--------------|--------|---------|
| Local Agency | 64,771 | 532,317 |
| GCIC | 6,546 | 40,170 |
| TOTAL | 71,317 | 572,487 |

4. RAPID Identification Transactions

| | Month | FY2019 |
|---------------|-------|--------|
| Submissions | 9,727 | 82,789 |
| AFIS Hits | 63% | 68% |
| NCIC Hits | 45% | 44% |
| FBI RISC Hits | 9% | 9% |

5. Non-Criminal Justice Audits, Visits and Trainings

| | Month | FY2019 |
|-------------------|-------|--------|
| In Compliance | 10 | 82 |
| Out of Compliance | 14 | 109 |
| TOTAL AUDITS | 24 | 191 |
| Advisement Memos | - | - |
| Agency Visits | 30 | 111 |
| Attendees | 25 | 520 |
| Trainings | 8 | 46 |

6. Disposition Recovery Project

| | Month | Project to Date |
|------------------------|-------|-----------------|
| Submitted to Vendor | 4077 | 112,672 |
| Dispositions Processed | 3014 | 110,960 |

PLANS AND PROGRAM DEVELOPMENT

CRIMINAL JUSTICE EXCHANGE PROJECT (CJEP)

Project Description - CJEP will incorporate the electronic exchanges of information between state and local criminal justice agencies in Georgia and will involve the coordination of multiple agencies and vendor applications. The goals of the project are to create seamless connections between systems, establish a single, consistent architecture adopted to guide all aspects of program implementation and to establish a governance structure that views criminal justice as a statewide community.

Monthly Update - The core project team continues weekly Status meetings to discuss the progress of the exchange implementations. Two of the four counties have implemented e-Filing into production (Dawson & Forsyth). The implementation dates for E-filing and Jail Query exchanges in Gordon and Bartow are planned for April. The Jail Query exchange for Dawson is scheduled for May. The Charge-No-File exchange has been renamed “Notify Court” and new go-live dates are Dawson (March), Bartow (August), and Gordon (May). The Service Notification exchange for PAC, PDC and DCS are scheduled to be implemented in May for Dawson, Bartow and Gordon. The last priority exchange is CCH Charge update. The scheduled go-live is May for Dawson, Gordon and Forsyth. Bartow is planned for July.

CUSTOMER RELATIONSHIP MANAGEMENT (CRM) APPLICATION PROJECT


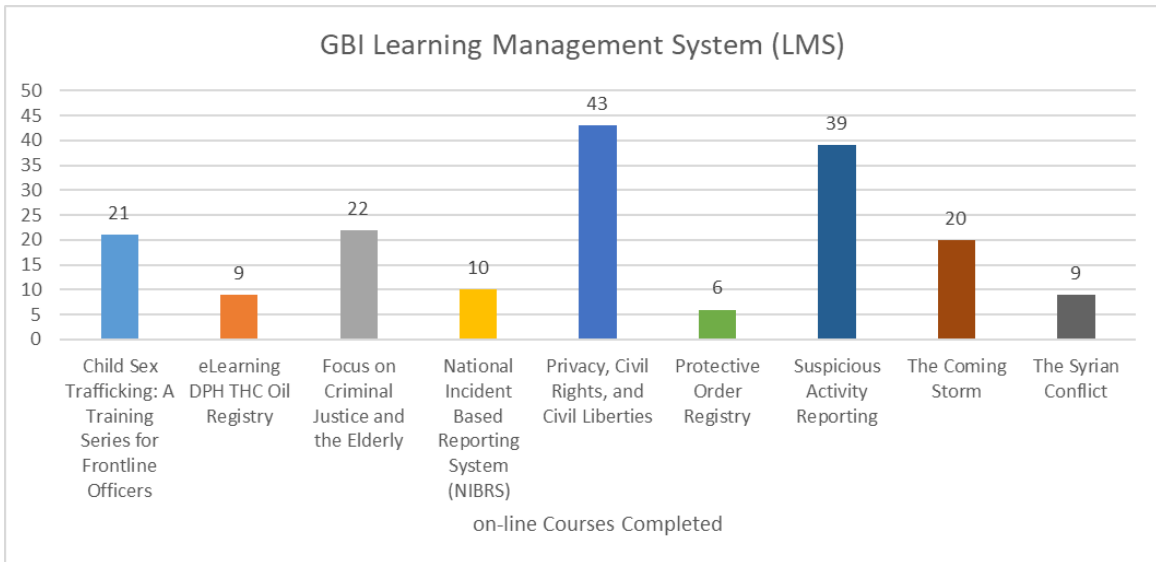
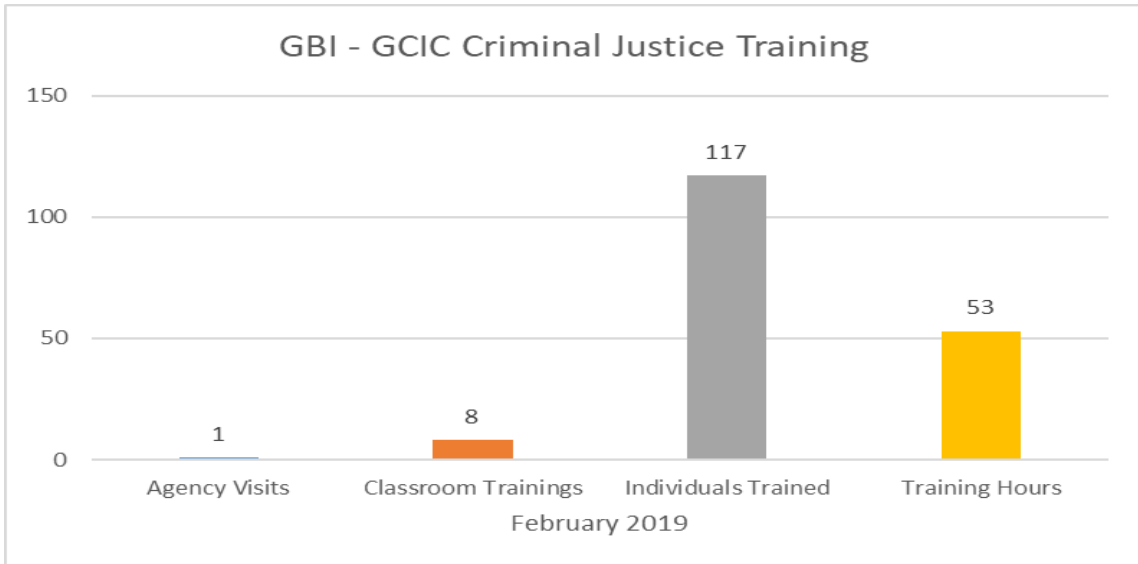
Project Description - The CRM Application Project will provide a single source of historical interaction with GCIC external customers. The application will give GCIC end users the ability to search, track and report customer interactions throughout GCIC’s business units.

Monthly Update - The website developer completed several updates within the application based on changes requested by the GCIC Management team. Application programming continues with the CRM process and routing flows.

CUSTOMER SUPPORT & TRAINING

Project Description - The Customer Support Training group provides training in GCIC programs, GCIC applications, GCIC/FBI compliance to criminal justice agencies across the State of Georgia. The group extends the option to receive classroom training or training within an e-Learning environment.

Monthly Update - The trainings completed online and within the classrooms for the month are included in the charts. The LMS Staff handled 255 phone calls, 895 emails, processed 47 crystal reports and managed LMS user account additions.



DEPARTMENT OF REVENUE (DOR) DRIVES PROJECT

Project Description - The purpose of this project is to document, configure, integrate, and test two interfaces with the new DOR Driver Record and Integrated Vehicle Enterprise System (DRIVES). The two new interfaces will use existing LEMS Web Services capabilities with National Information Exchange Model (NIEM) Extensible Markup Language (XML) message formats. One interface will be used to send and receive vehicle registration queries and responses to and from DRIVES. The other interface will be used to receive stolen vehicle requests and responses to and from DRIVES.

Monthly Update - GBI continues to work with Unisys to provide support to DOR on converting from GRATIS to DRIVES. Meetings continue to take place between all to get the service working. GBI successfully tested web service to DOR in the test environment. GBI was unsuccessful in testing the NIEM web service to NCIC, as it was discovered that a port was blocking access. A ticket was submitted to open the port. In the production environment, GBI successfully tested web service to DOR by using the web service tool. Unisys is awaiting on a signed Project Change Request to begin development of the XML Stylesheets. GBI is waiting on a response from DOR before the work is approved to begin.

GEORGIA APPLICANT PROCESSING SERVICE (GAPS) PROJECT

Project Description - The Georgia Crime Information Center Information Services is seeking to obtain the services of a qualified and experienced vendor to provide an applicant fingerprinting solution that will electronically capture and submit applicant fingerprints to the Automated Fingerprint Identification System (AFIS). In addition, the selected vendor shall handle receiving fingerprint search results and disseminate the results to the requestor.

Monthly Update - The GBI-owned web domain was created. GBI completed testing for Deliverable 2 and the vendor was able to resolve with GBI's acceptance. The vendor released Deliverable 3 for testing.

HUMAN RESOURCES (HR) TIMESHEET PROJECT

Project Description - Enhancement of the application used by non-sworn units of the GBI for tracking time.

Monthly Update - There are no accomplishments for this reporting period. The programmer resumed working on the project in late February.

NATIONAL INCIDENT-BASED REPORTING SYSTEM (NIBRS) PROJECT

Project Description - The National Incident Based Reporting System (NIBRS) collects data on each single incident and arrest for each offense coming to the attention of law enforcement for which specific facts about each crime is collected. GBI is in the process of replacing the current UCR summary-based system with an application that will collect incident-based data.

Monthly Update - Application Development created a web-form to allow UCR statistics to be placed on the GBI website. The vendor completed modifications to the NIBRS application and the changes are pending review and approval by GBI.

RAP BACK PROJECT

Project Description - The Rap Back project will provide the ability to receive ongoing status notifications of criminal history activity reported on individuals holding positions of trust. Georgia's Rap Back System will include the retention of applicant fingerprints, the implementation of an FBI Rap Back Subscription on such prints, and the creation of a validation process for authorized entities to manage such subscriptions.

Monthly Update - GBI has accepted quotes from two vendors – AFIS and CCH – and is awaiting a quote from the GAPS vendor. GBI AFIS vendor is working to provide a full statement of work, and a development timeline. The project team began drafting the Appendix 2 FBI document.

SEX OFFENDER REGISTRY TOOL (SORT) ENHANCEMENT PROJECT

Project Description - System enhancements for the SORT application. Phase 1 will consist of modifications to the application used by Sheriff's Offices, the public website, NCIC web services and SORT Reports. Phase 2 will focus on the web service between SORT and AFIS for the upload of SORT documentation.

Monthly Update - The Project Charter was created for the 2019 SORT Enhancements project and is being reviewed by sponsors and shareholders. GBI AFIS vendor provided a change order request for enhancements to the integration of the IntegraID Archive application with SORT; approval of the change request is pending review by the project sponsor. The programmer completed coding and testing to fix errors and enhance the application.

SHAREPOINT CONFIGURATION PROJECT

Project Description - The SharePoint tool will be used as an internal web portal for organizing and sharing information as an employee collaborative tool for internal communication. The portal will also include an Intranet application for each of the three GBI divisions that would allow content management, document repository and information sharing of announcements, news and department information.

Monthly Update - The developer granted access to all GBI users. Information will be sent to all GBI to encourage training and utilization of the site.