

**Georgia Bureau of Investigation  
August Monthly Report  
FY2023**



**Presented to the Board of Public Safety  
October 13, 2022**

**Michael J. Register  
Director**

## Table of Contents

<b>I.</b>	<b>Staffing and Backlog.....</b>	<b>3 – 4</b>
<b>II.</b>	<b>Administration</b>	
	<b>Office of Privacy &amp; Compliance/Open Records</b>	
	<b>Personnel .....</b>	<b>5</b>
<b>III.</b>	<b>Investigative Division.....</b>	<b>6 – 8</b>
<b>IV.</b>	<b>Crime Lab.....</b>	<b>9 – 11</b>
<b>V.</b>	<b>Georgia Crime Information Center.....</b>	<b>12 – 16</b>

## Vacant State Positions FY2023

	Jul	Aug	Sept	Oct	Nov	Dec	Jan	Feb	Mar	Apr	May	Jun
<b>Total Vacant Positions in DOFS</b>	41	44										
<b>Vacant Scientist Positions</b>	15	18										
<b>Total Vacant Positions in GCIC</b>	4	3										
<b>Total Vacant Positions in Admin</b>	8	10										
<b>Vacant Sworn Agent Positions</b>	27	28										
<b>Total Vacant Positions In the Investigative Division</b>	44	45										

**DOFS Backlog Chart – FY 2023  
Unworked Reports over 30 Days Old**

Discipline	Jul	Aug	Sep	Oct	Nov	Dec	Jan	Feb	Mar	Apr	May	Jun
Chemistry	29,289	30,075										
Data Conversion	0	0										
Firearms	2,928	2,979										
Forensic Biology	5,340	4,243										
Impressions	32	24										
Latent Prints	61	51										
Miscellaneous Services	0	0										
Operations Support	0	0										
Toxicology	989	1,149										
Trace Evidence	497	478										
<b>Total</b>	<b>39,136</b>	<b>38,999</b>										

**MEO Backlog Chart - FY2023**

**(Medical Examiner data is calculated as >90 days from the date of examination in accordance with National Association of Medical Examiner accreditation standards.)**

Discipline	Jul	Aug	Sep	Oct	Nov	Dec	Jan	Feb	Mar	Apr	May	Jun
Medical Examiners	387	397										

<b>Total DOFS &amp; MEO</b>	<b>39,523</b>	<b>39,396</b>										
-----------------------------	---------------	---------------	--	--	--	--	--	--	--	--	--	--

# GBI Administration

---

## Office of Privacy & Compliance/Open Records

	<u>August 2022</u>	<u>Total FY2023</u>
Open Records Request	468	1,096
Archives	50	72

## Personnel

Employee Totals

August 2022

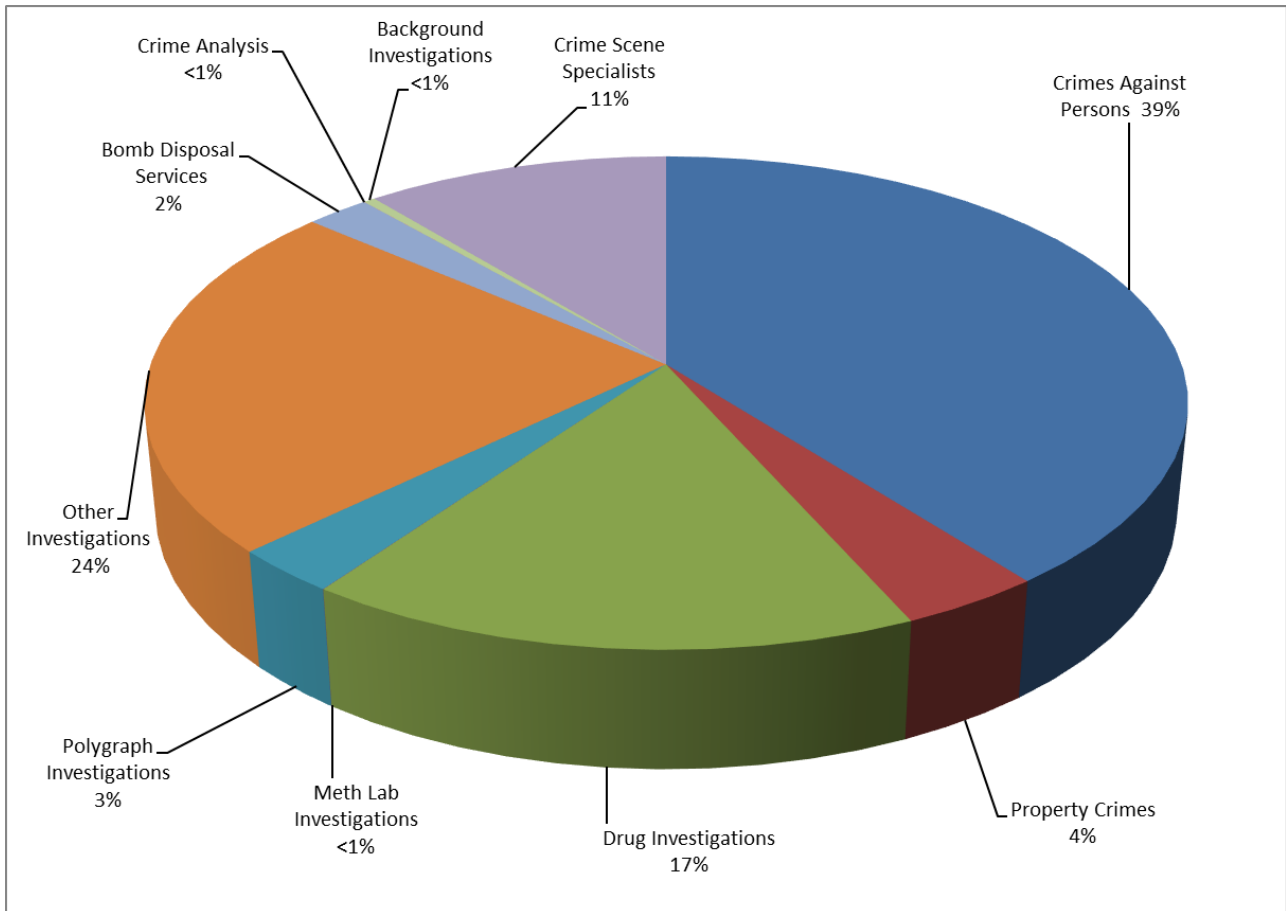
	State Funded Positions	Grant Funded Positions	<i>Total</i>
Investigative Division	417	35	<b>452</b>
Georgia Crime Information Center	23	92	<b>115</b>
Division of Forensic Sciences	363	35	<b>398</b>
Administration	45	5	<b>50</b>
<b>Total</b>	<b>848</b>	<b>167</b>	<b>1,015</b>

	Total State Funded Positions Vacant	State Funded Vacancies Under Active Recruitment
Investigative Division	45	15
Georgia Crime Information Center	3	2
Division of Forensic Sciences	44	29
Administration	10	6
<b>Total</b>	<b>102</b>	<b>52</b>

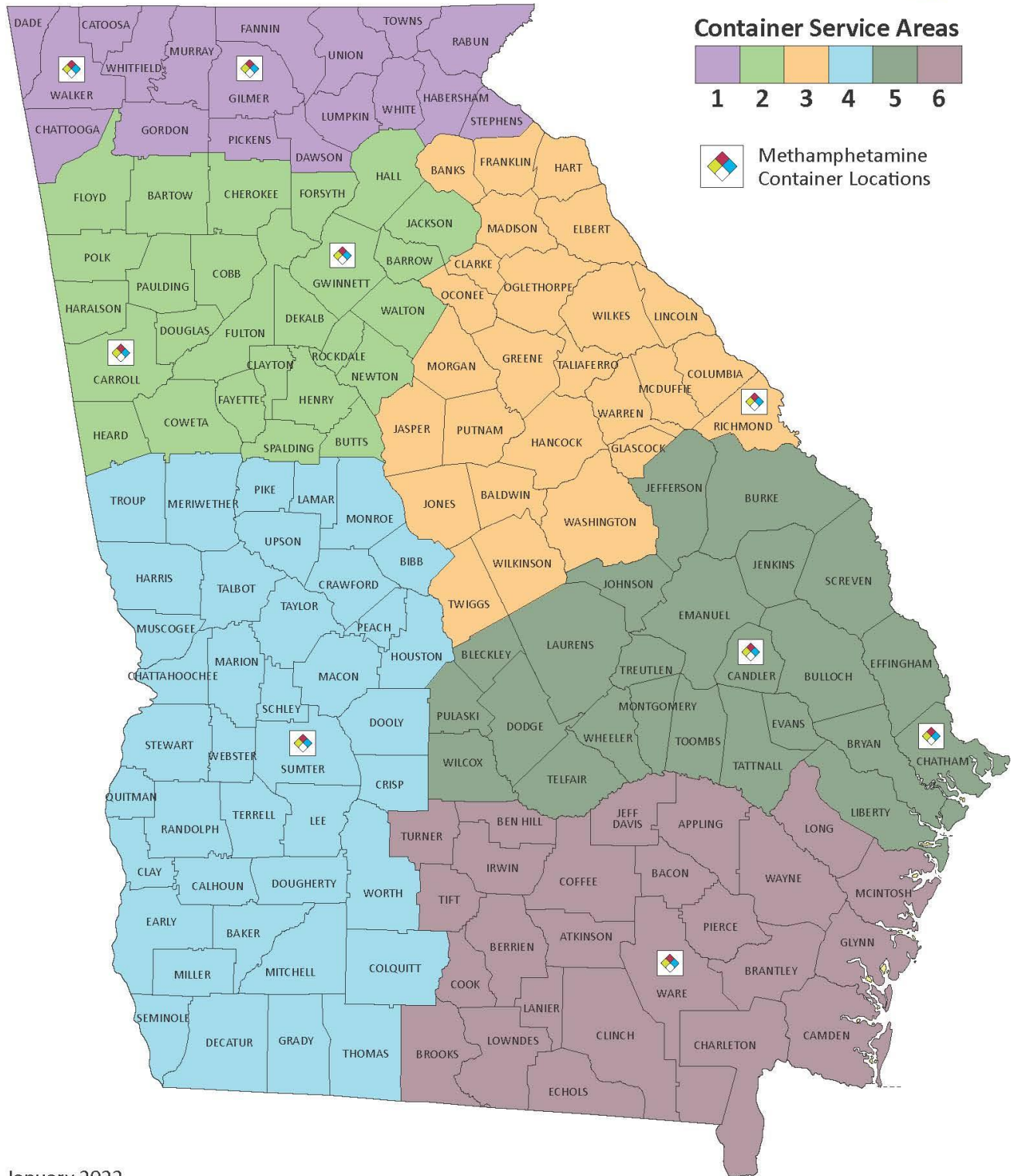
# INVESTIGATIVE DIVISION

	August 2022	Fiscal YTD
Total Sworn Employees	304 (filled-includes grant)	
Total Investigative Hours Expended	37,082.00	71,044.00
Crimes Against Persons, includes	14,695.25	28,045.25
Death Investigations	6,861.00	13,432.00
Child Abuse	5,514.25	9,733.25
Sex Crimes	457.00	645.00
Missing Persons	58.00	91.00
Assault, Kidnapping, Robbery, Terrorist Acts, Fugitive, Human Trafficking, etc.	1,805.00	4,144.00
Property Crimes, including Theft, Burglary, Forgery	1,409.00	2,735.00
Drug Investigations	6,374.00	11,735.00
Meth Lab Investigations	8.00	8.00
Polygraph Examinations	1,096.00	2,089.00
* Background Investigations	288.00	301.00
Other Investigations, including Preliminary Investigations	8,458.75	16,716.75
Bomb Disposal Services	673.00	1,630.00
Crime Analysis	4.00	6.00
Crime Scene Specialists	4,076.00	7,778.00
All figures above represent Sworn Investigative Hours		
Total Seizures	\$50,688,018.09	\$54,830,485.10
* Background Investigations conducted by Special Investigators who are former/retired agents working as contractors.	174.00	346.00

# Investigative Hours Expended YTD FY2023



# State of Georgia Methamphetamine Container Program



January 2022



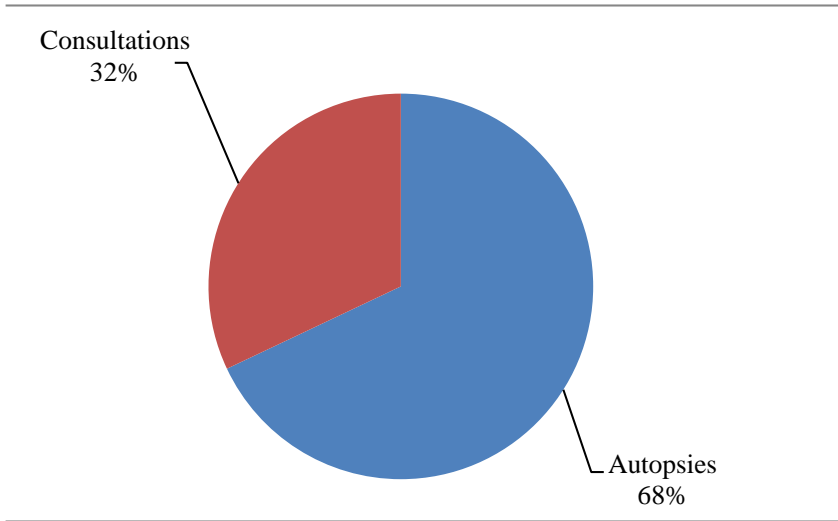
# Crime Lab

## Medical Examiners (includes all laboratories)

	August 2022	FY2023 YTD
Autopsies	341	673
Consultations	133	317
<b>Total ME Cases Managed</b>	<b>474</b>	<b>990</b>

Percentage of Cases Released in 90 days: 61.0%

### Medical Examiner Activity, FY2023



### Confirmed CODIS Hits for August 2022

State Offender Hits	61
State Forensic Hits	14
National Offender Hits	28
National Forensic Hits	<u>0</u>
<b>Total</b>	<b>103</b>

### Samples entered CODIS for August 2022 – 2,414

<b>Profiles in CODIS</b>	
Forensic Casework Profiles	27,142
Convicted Offender Profiles	411,920
Missing Person/Unidentified Human Remain Profiles	11
Staff/QC File	<u>588</u>
<b>Total</b>	<b>439,661</b>

## Laboratory Production

### Report Turnaround for August 2022

	# Released in 45 Days	Total Released	% Released in 45 Days
Laboratory			
Headquarters - Atlanta	2,597	4,579	57%
Central Regional - Macon	9	136	7%
Coastal Regional - Savannah	249	917	27%
Eastern Regional - Augusta	437	540	81%
Northeastern Regional	2,039	2,660	77%
Southwestern Regional - Moultrie	38	111	34%
Western Regional - Columbus	45	178	25%
<b>System-wide Totals</b>	<b>5,414</b>	<b>9,121</b>	<b>59%</b>

*Note: 66.5% Casework Reports were released within 90 days.*

### Report Turnaround for Year-to-Date, FY2023

	# Released in 45 Days	Total Released	% Released in 45 Days
Laboratory			
Headquarters - Atlanta	5,062	9,091	56%
Central Regional - Macon	18	243	7%
Coastal Regional - Savannah	517	1,762	29%
Eastern Regional - Augusta	828	1,352	61%
Northeastern Regional	2,707	4,895	55%
Southwestern Regional - Moultrie	62	194	32%
Western Regional - Columbus	95	346	28%
<b>System-wide Totals</b>	<b>9,289</b>	<b>17,883</b>	<b>52%</b>

### Crime Lab Reports Processed for August 2022

<b>Department</b>	<b>Requested</b>	<b>Total Released</b>
Chemistry (includes Drug ID)	3,902	2,465
Firearms	287	154
Forensic Biology	4,114	3,192
Impressions	2	11
Latent Prints	175	194
Medical Examiners	514	474
Operations Support	0	0
Toxicology	3,196	3,006
Trace Evidence	90	99
<b>Total</b>	<b>12,280</b>	<b>9,595</b>

### Crime Lab Reports Processed FY2023

<b>Department</b>	<b>Requested</b>	<b>Total Released</b>
Chemistry (includes Drug ID)	7,134	4,688
Firearms	556	306
Forensic Biology	6,341	6,014
Impressions	4	13
Latent Prints	321	372
Medical Examiners	1,139	990
Operations Support	0	0
Toxicology	6,240	6,302
Trace Evidence	185	188
<b>Total</b>	<b>21,920</b>	<b>18,873</b>

# Georgia Crime Information Center

---

August 2022

## NCIC SERVICES

### CJIS Network Statistics

System Uptime: 100%

Messages Processed: 94,562,334

### CJIS Operations

#### 1. Sex Offender Registry

	Month	FY2023	Database Totals
Records Added	145	276	36,656

#### 2. Protection Order Registry

	Month	FY2023	Database Totals
Records Added	3,282	6,107	171,241

#### 3. Off-Line Search Requests

Type of Request	Month	FY2023
Administrative (Criminal Justice Agency)	8	20
Open Records	1	1
Subpoena	1	1
Media	0	0
Possible CJIS Security Violations	3	7

### CJIS Audits

GCIC conducted 0 CJIS Audits this month. ([Transitioning between Audit Cycles](#))

**INFORMATION SERVICES**  
*Criminal History Identification Services*

**1. Criminal Fingerprint Transactions Received**

	Month	FY2023
Submissions	36,173	70,856
Submissions w/Palms	16,714	33,335
Submissions w/Photos	11,959	23,327

Transactions processed within 2 hours of receipt: 93%

**2. Applicant Fingerprint Transactions Received**

	Month	FY2023
Submissions	51,326	95,390

Transactions processed with 24 hours of receipt: 100%

**3. Final Dispositions Received**

	Month	FY2023
Local Agency	74,458	129,787
GCIC	280	492
<b>TOTAL</b>	<b>74,738</b>	<b>130,279</b>

**4. Rapid Identification (Rapid ID) Transactions**

	Month	FY2023
Submissions	1,114	2,203
AFIS Hits	39%	43%
NCIC Hits	52%	49%
FBI RISC Hits	10%	10%

**5. Non-Criminal Justice Audits, Visits and Trainings**

	Month	FY2023
In Compliance	17	43
Out of Compliance	10	34
<b>TOTAL AUDITS</b>	<b>27</b>	<b>77</b>
Agency Visits	12	19
Training Attendees	15	27
Trainings	10	16

### 6. Rap Back Activity

	Month	FY2023
Subscriptions Created	5,765	11,145
Triggering Events	617	1,130

### 7. Latent Print AFIS Activities

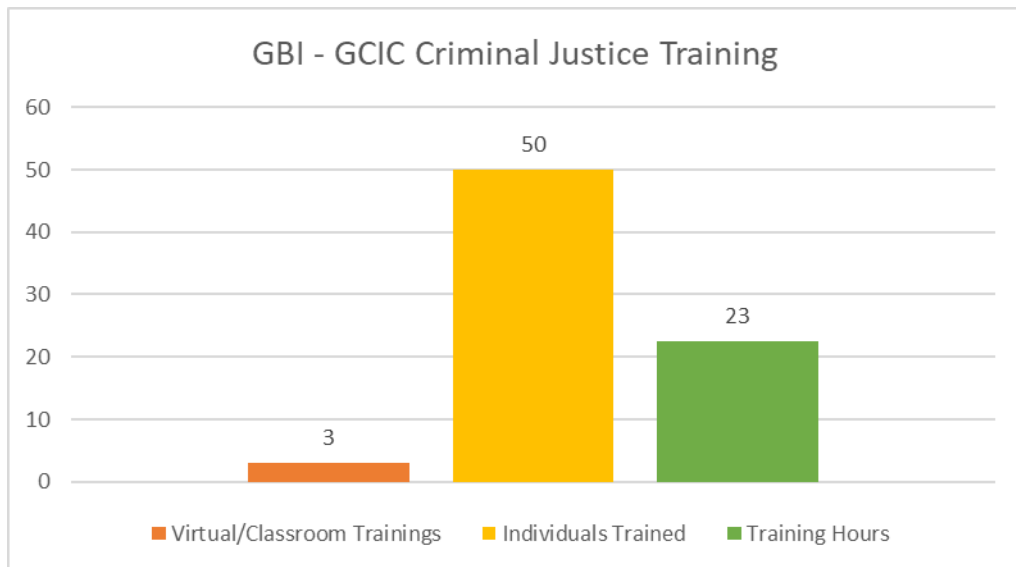
	Month	FY2023
Latent Hits	58	112


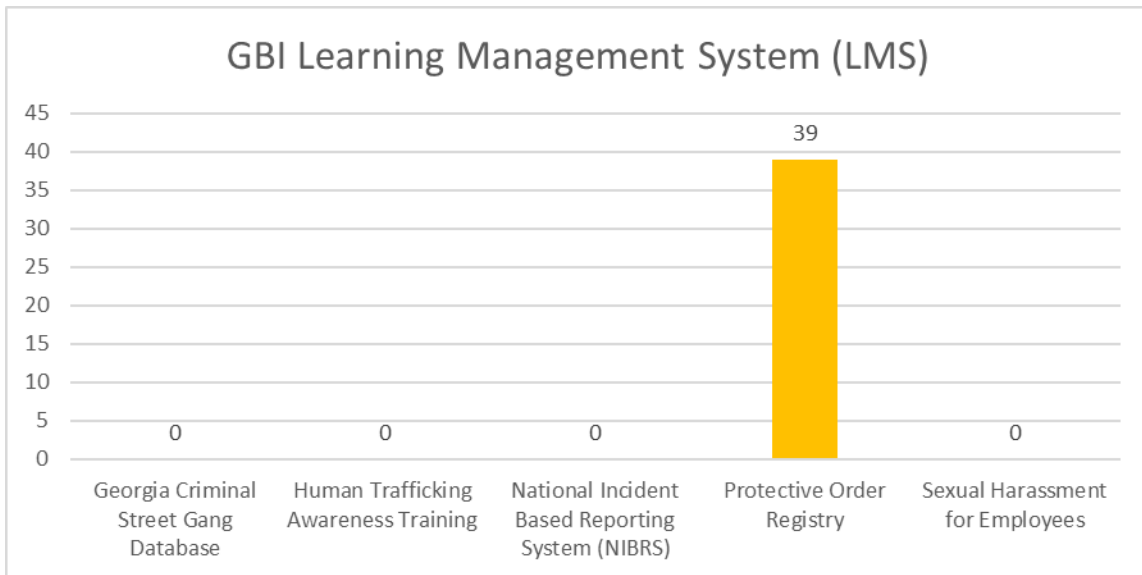
## PLANS AND PROGRAM DEVELOPMENT

### CUSTOMER SUPPORT & TRAINING

**Project Description** - The Customer Support Training group provides training in GCIC programs, GCIC applications, and GCIC/FBI compliance to criminal justice agencies across the State of Georgia. The group extends the option to receive classroom training or training within an e-Learning environment.

**Monthly Update** - The Training Staff handled 1156 emails, 102 phone calls, 53 crystal reports and managed LMS user account additions. Multiple webinars and one-on-one trainings are being completed to meet State of Georgia training needs.





**GEORGIA APPLICANT PROCESSING SERVICE (GAPS) PROJECT**

**Project Description** - The Information Services section of GCIC is seeking to obtain the services of a qualified and experienced vendor to provide an applicant fingerprinting solution that will electronically capture and submit applicant fingerprints to the Automated Fingerprint Identification System (AFIS). The selected vendor shall also handle receiving fingerprint search results and disseminating results to the requestor.

**Monthly Update** - GCIC staff and Fieldprint continue holding weekly requirements calls. The teams are working together for connectivity to GBI.

### **GEORGIA LAW ENFORCEMENT MESSAGE SWITCH (GLEMS)**

**Project Description** - The message switch provides a means of communication between federal, state, and local law enforcement agencies throughout the state of Georgia, the United States, and other countries, and to take advantage of new features and advances in technology. GCIC is looking to upgrade or replace this system.

**Monthly Update** - The team meets weekly to review and troubleshoot UAT results for the project. Testing for the application is in progress.

### **HUMAN RESOURCE (HR) TIMESHEET PROJECT**

**Project Description** - Enhancement of the application used by non-sworn units of the GBI for tracking time.

**Monthly Update** - The sponsor/stakeholder is in discussion with the GBI Investigative IT Unit regarding the application signature file directory and options to include on the timesheet.

### **NATIONAL SEX OFFENDER REGISTRY (NSOR) NOTIFICATION PROJECT**

**Project Description** - The NSOR project will provide Georgia Department of Early Care and Learning (DECAL) the ability to receive NSOR responses as a part of the criminal history background check, in compliance with Federal, State, and local laws to make complete/accurate fitness determinations.

**Monthly Update** - There are no updates this reporting period.

### **RAP BACK PROJECT**

**Project Description** - The Rap Back (RB) project will provide the ability to receive ongoing status notifications of criminal history activity reported on individuals holding positions of trust. Georgia's Rap Back System will include the retention of applicant fingerprints, the implementation of an FBI Rap Back Subscription on such prints, and the creation of a validation process for authorized entities to manage such subscriptions.

**Monthly Update** - GCIC staff and Fieldprint continue holding weekly requirements calls. The teams are working together for connectivity to GBI.

### **SERVER REFRESH**

**Project Description** - GBI is working in collaboration with GTA with the replacement, installation and configuration of several server hardware replacements and software installs.

**Monthly Update** - GBI continues to work with Unisys and the CCH vendor on the migration and installing the NameSearch feature. NameSearch was successfully installed on the new CCH development servers.