

**Georgia Bureau of Investigation  
January Monthly Report  
FY2022**



**Presented to the Board of Public Safety  
March 10, 2022**

**D. Victor Reynolds  
Director**

## **Table of Contents**

<b>I.</b>	<b>Staffing and Backlog.....</b>	<b>3 – 4</b>
<b>II.</b>	<b>Administration</b>	
	<b>Office of Privacy &amp; Compliance/Open Records</b>	
	<b>Personnel</b>	
	<b>Staff Services.....</b>	<b>5</b>
<b>III.</b>	<b>Investigative Division.....</b>	<b>6 – 8</b>
<b>IV.</b>	<b>Crime Lab.....</b>	<b>9 – 11</b>
<b>V.</b>	<b>Georgia Crime Information Center.....</b>	<b>12 – 16</b>

## Vacant State Positions FY2022

	<b>Jul</b>	<b>Aug</b>	<b>Sept</b>	<b>Oct</b>	<b>Nov</b>	<b>Dec</b>	<b>Jan</b>	<b>Feb</b>	<b>Mar</b>	<b>Apr</b>	<b>May</b>	<b>Jun</b>
<b>Total Vacant Positions in DOFS</b>	40	37	29	26	24	29	34					
<b>Vacant Scientist Positions</b>	28	27	21	20	20	22	24					
<b>Total Vacant Positions in GCIC</b>	2	2	2	3	2	2	2					
<b>Total Vacant Positions in Admin</b>	8	6	7	8	7	8	8					
<b>Vacant Sworn Agent Positions</b>	19	20	21	25	25	26	27					
<b>Total Vacant Positions In the Investigative Division</b>	32	30	30	35	37	37	37					

**DOFS Backlog Chart – FY 2022**  
**Unworked Reports over 30 Days Old**

Discipline	Jul	Aug	Sep	Oct	Nov	Dec	Jan	Feb	Mar	Apr	May	Jun
Chemistry	20,954	21,758	22,147	22,150	22,830	22,996	23,762					
Data Conversion	0	0	0	0	0	0	0					
Firearms	2,001	2,112	2,192	2,394	2,565	2,666	2,695					
Forensic Biology	6,437	6,282	6,431	6,344	6,113	6,000	5,693					
Impressions	25	22	15	23	21	22	25					
Latent Prints	85	65	61	68	75	84	90					
Miscellaneous Services	0	0	0	0	0	0	0					
Operations Support	0	0	0	0	0	0	0					
Toxicology	1,109	1,047	1,266	1,240	1,437	1,727	1,747					
Trace Evidence	511	468	464	465	474	454	454					
<b>Total</b>	<b>31,122</b>	<b>31,754</b>	<b>32,576</b>	<b>32,684</b>	<b>33,515</b>	<b>33,949</b>	<b>34,466</b>					

**MEO Backlog Chart - FY2022**  
**(Medical Examiner data is calculated as >90 days from the date of examination in accordance with**  
**National Association of Medical Examiner accreditation standards.)**

Discipline	Jul	Aug	Sep	Oct	Nov	Dec	Jan	Feb	Mar	Apr	May	Jun
Medical Examiners	283	340	337	353	438	496	479					

<b>Total DOFS &amp; MEO</b>	<b>31,405</b>	<b>32,094</b>	<b>32,913</b>	<b>33,037</b>	<b>33,953</b>	<b>34,445</b>	<b>34,945</b>					
-----------------------------	---------------	---------------	---------------	---------------	---------------	---------------	---------------	--	--	--	--	--

## GBI Administration

---

### Office of Privacy & Compliance/Open Records

	<u>January 2022</u>	<u>Total FY2022</u>
Open Records Request	352	3,013
Archives	26	184

### Personnel

Employee Totals

January 2022

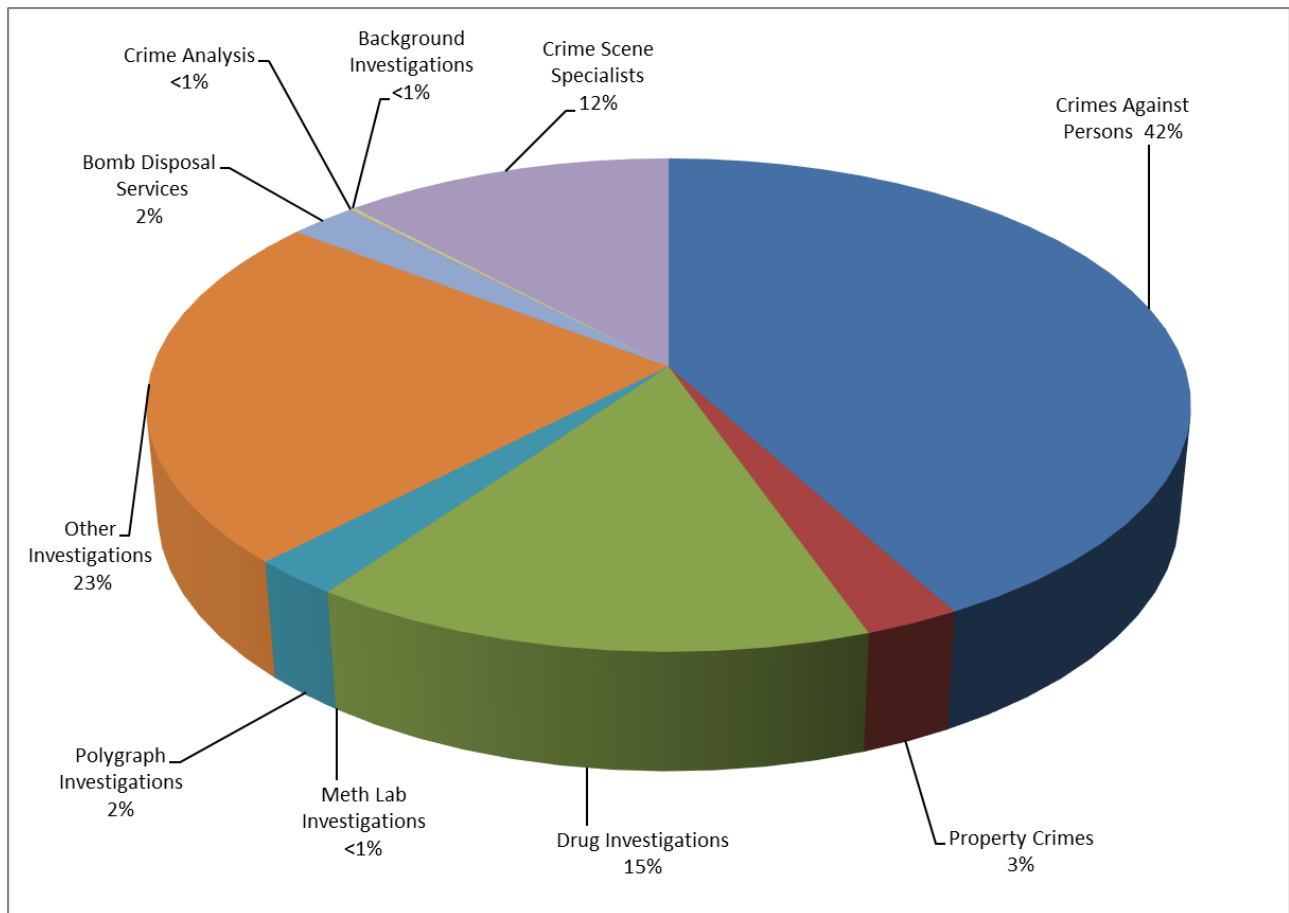
	State Funded Positions	Grant Funded Positions	<i><b>Total</b></i>
Investigative Division	391	38	<i><b>429</b></i>
Georgia Crime Information Center	23	89	<i><b>112</b></i>
Division of Forensic Sciences	321	35	<i><b>356</b></i>
Administration	44	5	<i><b>49</b></i>
<i><b>Total</b></i>	<i><b>779</b></i>	<i><b>167</b></i>	<i><b>946</b></i>

	Total State Funded Positions Vacant	State Funded Vacancies Under Active Recruitment
Investigative Division	37	9
Georgia Crime Information Center	2	2
Division of Forensic Sciences	34	23
Administration	8	2
<i><b>Total</b></i>	<i><b>81</b></i>	<i><b>36</b></i>

# INVESTIGATIVE DIVISION

	January 2022	Fiscal YTD
Total Sworn Employees	293 (filled-includes grant)	
Total Investigative Hours Expended	30,704.50	209,167.00
Crimes Against Persons, includes	13,521.25	88,001.25
Death Investigations	6,351.50	38,594.00
Child Abuse	4,503.25	30,978.25
Sex Crimes	248.50	2,423.00
Missing Persons	155.00	1,090.00
Assault, Kidnapping, Robbery, Terrorist Acts, Fugitive, Human Trafficking, etc.	2,263.00	14,916.00
Property Crimes, including Theft, Burglary, Forgery	614.00	5,365.50
Drug Investigations	4,897.00	31,658.50
Meth Lab Investigations	0.00	0.00
Polygraph Examinations	984.00	5,050.00
* Background Investigations	33.00	357.00
Other Investigations, including Preliminary Investigations	6,694.25	48,717.75
Bomb Disposal Services	412.00	5,016.00
Crime Analysis	11.00	148.00
Crime Scene Specialists	3,538.00	24,853.00
All figures above represent Sworn Investigative Hours		
Total Seizures	\$293,790.75	\$139,947,615.25
* Background Investigations conducted by Special Investigators who are former/retired agents working as contractors.	68.00	884.00

# Investigative Hours Expended YTD FY2022







## Crime Lab

---

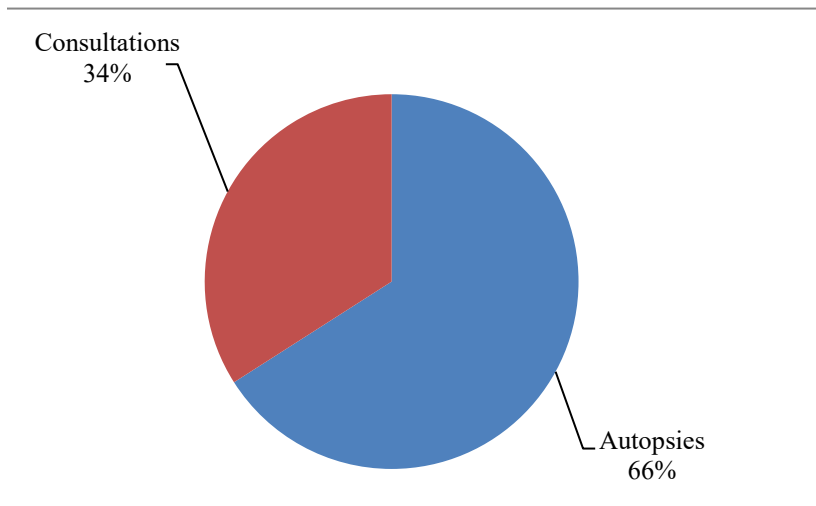
### Medical Examiners (includes all laboratories)

	January 2022	FY2022 YTD
Autopsies	358	2,334
Consultations	229	1,204
<b>Total ME Cases Managed</b>	<b>587</b>	<b>3,538</b>

Clayton County Death Certificates	0	6
-----------------------------------	---	---

Percentage of Cases Released in 90 days: 78.2%

### Medical Examiner Activity, FY2022



---

### Confirmed CODIS Hits for January 2022

State Offender Hits	23
State Forensic Hits	0
National Offender Hits	13
National Forensic Hits	<u>0</u>
Total	36

### Samples entered CODIS for January 2022 – 1,502

#### Profiles in CODIS

Forensic Casework Profiles	26,342
Convicted Offender Profiles	398,436
Missing Person/Unidentified Human Remains Profiles	11
Staff/QC File	<u>580</u>
Total	425,369

## Laboratory Production

### Report Turnaround for January 2022

	# Released in 45 Days	Total Released	% Released in 45 Days
Laboratory			
Headquarters - Atlanta	2,053	3,767	55%
Central Regional - Macon	9	132	7%
Coastal Regional - Savannah	263	626	42%
Eastern Regional - Augusta	30	464	7%
Northeastern Regional	844	1,042	81%
Southwestern Regional - Moultrie	15	151	10%
Western Regional - Columbus	13	130	10%
<b>System-wide Totals</b>	<b>3,227</b>	<b>6,312</b>	<b>51%</b>

*Note: 69.3% Casework Reports were released within 90 days.*

### Report Turnaround for Year-to-Date, FY2022

	# Released in 45 Days	Total Released	% Released in 45 Days
Laboratory			
Headquarters - Atlanta	16,607	29,043	57%
Central Regional - Macon	126	2,176	6%
Coastal Regional - Savannah	2,344	5,613	42%
Eastern Regional - Augusta	1,724	3,389	51%
Northeastern Regional	10,291	11,617	89%
Southwestern Regional - Moultrie	149	1,102	14%
Western Regional - Columbus	224	1,267	18%
<b>System-wide Totals</b>	<b>31,465</b>	<b>54,207</b>	<b>58%</b>

### Crime Lab Reports Processed for January 2022

<b>Department</b>	<b>Requested</b>	<b>Total Released</b>
Chemistry (includes Drug ID)	2,848	1,775
Firearms	224	129
Forensic Biology	2,742	1,394
Impressions	5	3
Latent Prints	156	133
Medical Examiners	611	587
Operations Support	0	0
Toxicology	2,573	2,793
Trace Evidence	107	85
<b>Total</b>	<b>9,266</b>	<b>6,899</b>

### Crime Lab Reports Processed FY2022

<b>Department</b>	<b>Requested</b>	<b>Total Released</b>
Chemistry (includes Drug ID)	20,714	17,496
Firearms	1,784	824
Forensic Biology	15,069	14,489
Impressions	38	35
Latent Prints	1,070	1,057
Medical Examiners	3,999	3,746
Operations Support	0	0
Toxicology	20,149	19,586
Trace Evidence	709	720
<b>Total</b>	<b>63,532</b>	<b>57,953</b>

# Georgia Crime Information Center

---

**January 2022**

## **NCIC SERVICES**

### **CJIS Network Statistics**

System Uptime: 100%

Messages Processed: 86,054,798

### **CJIS Operations**

#### **1. Sex Offender Registry**

	Month	FY2022	Database Totals
Records Added	134	915	35,880

#### **2. Protection Order Registry**

	Month	FY2022	Database Totals
Records Added	2,353	17,663	157,329

#### **3. Off-Line Search Requests**

Type of Request	Month	FY2022
Administrative (Criminal Justice Agency)	8	53
Open Records	1	10
Subpoena	0	0
Media	0	0
Possible CJIS Security Violations	1	13

### **CJIS Audits**

GCIC conducted 28 CJIS Audits this month.

## INFORMATION SERVICES

### 1. Criminal Fingerprint Transactions Received

	Month	FY2022
Submissions	29,344	215,960
Submissions w/Palms	13,462	99,190
Submissions w/Photos	9,750	70,409

Transactions processed within 2 hours of receipt: 82%

### 2. Applicant Fingerprint Transactions Received

	Month	FY2022
Submissions	41,540	323,292

Transactions processed within 24 hours of receipt: 100%

### 3. Final Disposition Received

	Month	FY2022
Local Agency	45,876	374,347
GCIC	220	2,547
TOTAL	46,096	376,894

### 4. RAPID Identification Transactions

	Month	FY2022
Submissions	1,638	14,410
AFIS Hits	64%	65%
NCIC Hits	49%	48%
FBI RISC Hits	10%	10%

### 5. Non-Criminal Justice Audits, Visits and Trainings

	Month	FY2022
In Compliance	20	140
Out of Compliance	23	173
TOTAL AUDITS	43	283
Advisement Memos	-	-
Agency Visits	3	31
Attendees	2	77
Trainings	2	33

## PLANS AND PROGRAM DEVELOPMENT

### CUSTOMER RELATIONSHIP MANAGEMENT (CRM)

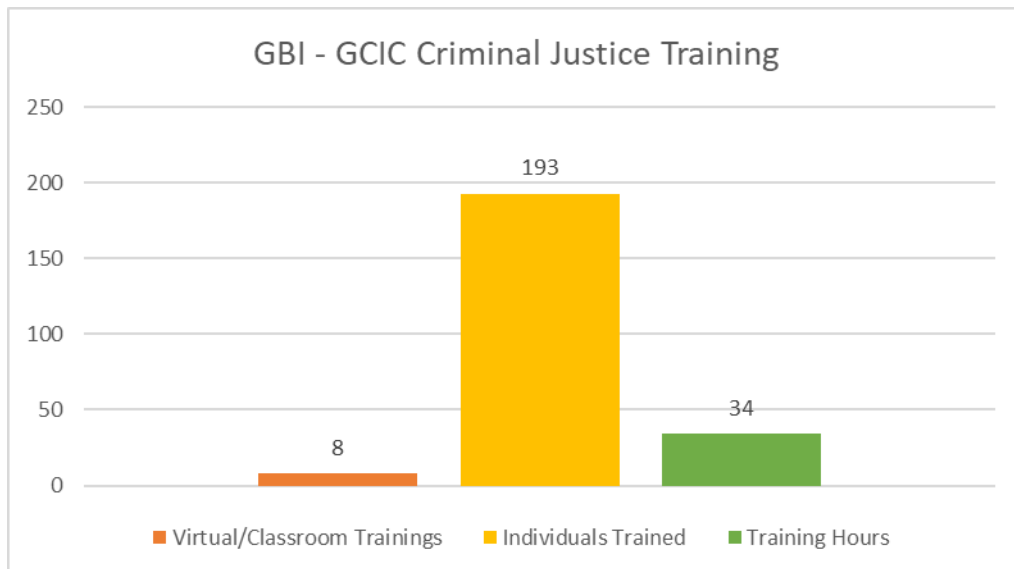
**Project Description** - The CRM Application Project will provide a single source of historical interaction with external customers and will provide GCIC end users the ability to search, track and report customer interactions throughout business units.


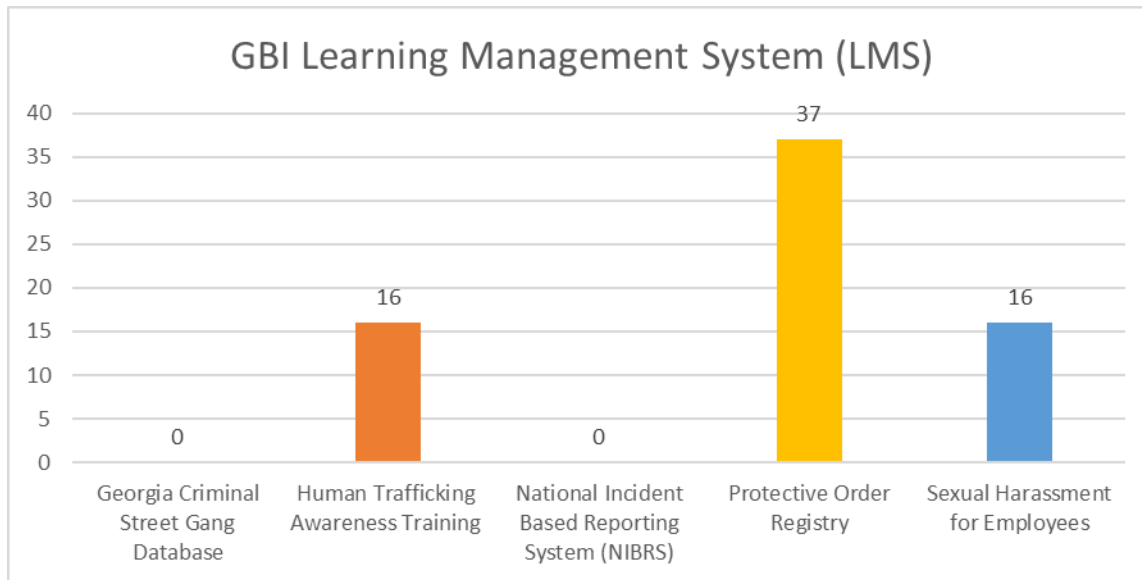
**Monthly Update** - The project manager continues to work with ICDC Microsoft Access CJIS database migration.

### CUSTOMER SUPPORT & TRAINING

**Project Description** - The Customer Support Training group provides training in GCIC programs, GCIC applications, and GCIC/FBI compliance to criminal justice agencies across the State of Georgia. The group extends the option to receive classroom training or training within an e-Learning environment.

**Monthly Update** - Training Staff handled 1241 emails, 26 crystal reports and managed LMS user account additions. Multiple webinars and one-on-one trainings are being completed to meet State of Georgia training needs.





### **GEORGIA APPLICANT PROCESSING SERVICE (GAPS) PROJECT**

**Project Description** - The Information Services section of GCIC is seeking to obtain the services of a qualified and experienced vendor to provide an applicant fingerprinting solution that will electronically capture and submit applicant fingerprints to the Automated Fingerprint Identification System (AFIS). The selected vendor shall also handle receiving fingerprint search results and disseminating results to the requestor.

**Monthly Update** - There are no updates this month.

## **GEORGIA LAW ENFORCEMENT MESSAGE SWITCH (GLEMS)**

**Project Description** - The message switch provides a means of communication between federal, state, and local law enforcement agencies throughout the state of Georgia, the United States, and other countries, and to take advantage of new features and advances in technology. GCIC is looking to upgrade or replace this system.

**Monthly Update** - The team meets weekly to review the project and troubleshooting meetings continue until development for the GCIC interfaces is completed. The vendor was able to complete the framework of the interfaces and testing and configuration continues.

## **HUMAN RESOURCE (HR) TIMESHEET PROJECT**

**Project Description** - Enhancement of the application used by non-sworn units of the GBI for tracking time.

**Monthly Update** - Application development is ongoing, and the developer and IT manager are working together to complete the work.

## **RAP BACK PROJECT**

**Project Description** - The Rap Back (RB) project will provide the ability to receive ongoing status notifications of criminal history activity reported on individuals holding positions of trust. Georgia's Rap Back System will include the retention of applicant fingerprints, the implementation of an FBI Rap Back Subscription on such prints, and the creation of a validation process for authorized entities to manage such subscriptions.

**Monthly Update** - NEC and Thales continue to troubleshoot issues. Thales is working with the Department of Community Health (DCH) on the receipt of prenotifications missing subsequent CHRI and photos and implementing a process to delete the duplicate responses. The GCIC Team continues to troubleshoot issues with NEC, Thales and DCH to ensure the RB system works properly.

## **SERVER REFRESH**

**Project Description** - GBI is working in collaboration with GTA with the replacement, installation and configuration of several server hardware replacements and software installs.

**Monthly Update** - Work task items are being discussed and completed for migration to the development environment CCH database. GBI is working with GTA/Unisys on data migration.