

**Georgia Bureau of Investigation
January Monthly Report
FY2020**



**Presented to the Board of Public Safety
March 12, 2020**

**D. Victor Reynolds
Director**

Table of Contents

I.	Staffing and Backlog.....	3 – 4
II.	Administration	
	Office of Privacy & Compliance/Open Records	
	Personnel	
	Staff Services.....	5
III.	Investigative Division.....	6 – 8
IV.	Crime Lab.....	9 – 11
V.	Georgia Crime Information Center.....	12 – 16

Vacant State Positions FY2020

	Jul	Aug	Sept	Oct	Nov	Dec	Jan	Feb	Mar	Apr	May	Jun
Total Vacant Positions in DOFS	34	37	38	41	45	49	52					
Vacant Scientist Positions	19	21	22	22	22	30	32					
Total Vacant Positions in GCIC	0	1	2	2	3	3	4					
Total Vacant Positions in Admin	3	5	5	5	5	4	5					
Vacant Sworn Agent Positions	25	26	22	22	22	21	23					
Total Vacant Positions In the Investigative Division	44	46	42	42	40	41	40					

DOFS Backlog Chart
Unworked Reports over 30 Days Old
FY2020

Discipline	Jul	Aug	Sep	Oct	Nov	Dec	Jan	Feb	Mar	Apr	May	Jun
Chemistry	19,112	18,589	18,355	17,835	17,830	17,779	17,869					
Data Conversion	0	0	0	0	0	0	0					
Firearms	3,391	3,327	3,376	3,374	3,380	3,448	3,472					
Forensic Biology	7,816	7,759	8,540	8,192	10,717	16,675	19,069					
Impressions	59	58	59	58	47	39	34					
Latent Prints	4,358	4,408	4,394	4,375	4,366	4,310	4,268					
Medical Examiners	144	127	115	126	141	125	124					
Miscellaneous Services	0	0	0	0	0	0	0					
Operations Support	0	0	0	0	0	0	0					
Toxicology	573	758	524	492	704	757	557					
Trace Evidence	741	730	747	733	743	747	719					
Total	36,194	35,756	36,110	35,185	37,928	43,880	46,112					

GBI Administration

Office of Privacy & Compliance/Open Records

	<u>January 2020</u>	<u>Total FY2020</u>
Open Records Request	464	2,904
Archives	17	210

Personnel

Employee Totals

January 2020

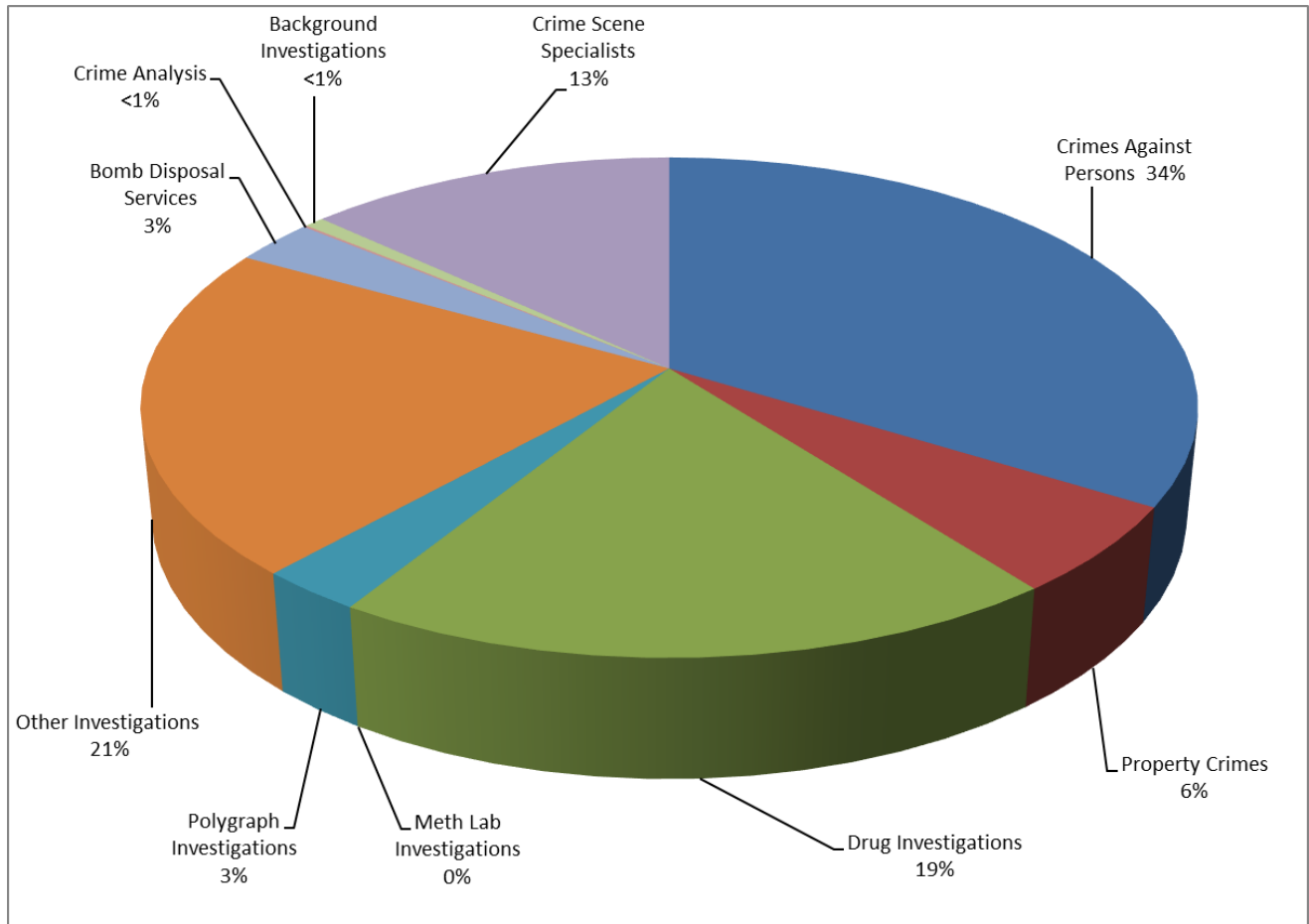
	State Funded Positions	Grant Funded Positions	<i>Total</i>
Investigative Division	387	27	<i>414</i>
Georgia Crime Information Center	44	68	<i>112</i>
Division of Forensic Sciences	321	36	<i>357</i>
Administration	43	4	<i>47</i>
<i>Total</i>	<i>795</i>	<i>135</i>	<i>930</i>

	Total State Funded Positions Vacant	State Funded Vacancies Under Active Recruitment
Investigative Division	40	6
Georgia Crime Information Center	4	1
Division of Forensic Sciences	52	18
Administration	5	2
<i>Total</i>	<i>101</i>	<i>27</i>

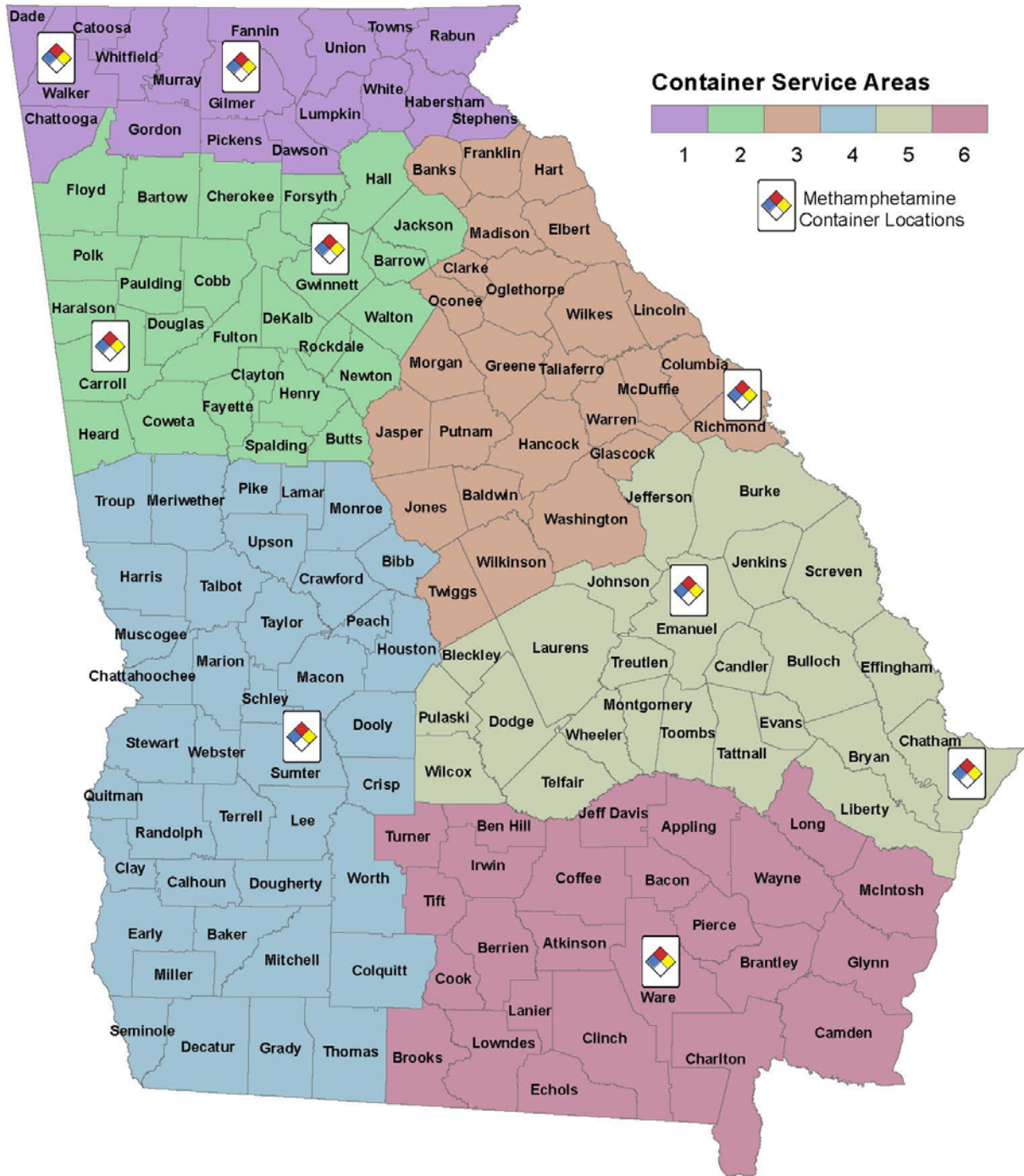
INVESTIGATIVE DIVISION

	January 2020	Fiscal YTD
Total Sworn Employees	287 (filled-includes grant)	
Total Investigative Hours Expended	32,749.75	208,699.00
Crimes Against Persons, includes	12,049.50	70,456.25
Death Investigations	7,207.00	36,300.50
Child Abuse	3,158.50	20,024.25
Sex Crimes	305.00	2,791.00
Missing Persons	187.00	1,162.00
Assault, Kidnapping, Robbery, Terrorist Acts, Fugitive, Human Trafficking, etc.	1,192.00	10,178.50
Property Crimes, including Theft, Burglary, Forgery	1,380.00	12,004.00
Drug Investigations	6,035.00	40,441.00
Meth Lab Investigations	0.00	0.00
Polygraph Examinations	953.00	5,827.00
Background Investigations	307.00	1,472.00
Other Investigations, including Preliminary Investigations	7,521.25	44,745.75
Bomb Disposal Services	683.00	6,052.00
Crime Analysis	42.00	234.00
Crime Scene Specialists	3,779.00	27,467.00
All figures above represent Investigative Hours		
Total Seizures	\$1,455,713.50	\$13,797,391.25

Investigative Hours Expended YTD FY2020



State of Georgia Methamphetamine Container Program



January 2015

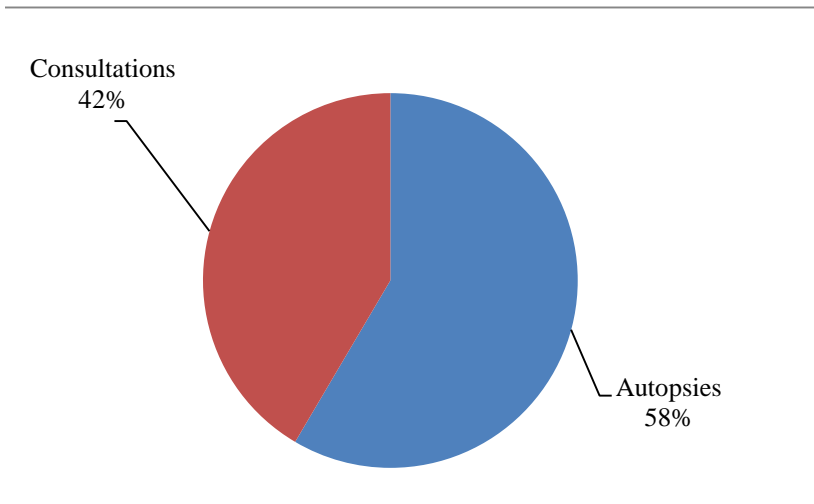
Crime Lab

Medical Examiners (includes all laboratories)

	January 2020	FY2020 YTD
Autopsies	270	1,558
Consultations	200	1,106
Total ME Cases Managed	470	2,664
Clayton County Death Certificates	72	348

Percentage of Cases Released in 90 days: 84.5%

Medical Examiner Activity, FY2020



Confirmed CODIS Hits for January 2020

State Offender Hits	30
State Forensic Hits	9
National Offender Hits	14
National Forensic Hits	1
Total	54

Samples entered CODIS for January 2020 – 1,264

Profiles in CODIS

Forensic Casework Profiles	24,770
Convicted Offender Profiles	352,946
Missing Person/Unidentified Human Remains Profiles	8
Staff/QC File	535
Total	378,259

Laboratory Production

Report Turnaround for January 2020

	# Released in 45 Days	Total Released	% Released in 45 Days
Laboratory			
Headquarters - Atlanta	2,620	4,594	57%
Central Regional - Macon	7	115	6%
Coastal Regional - Savannah	28	454	6%
Eastern Regional - Augusta	429	588	73%
Northeastern Regional	131	2,061	6%
Southwestern Regional - Moultrie	41	206	20%
Western Regional - Columbus	10	163	6%
System-wide Totals	3,266	8,181	40%

Note: 63.9% Casework Reports were released within 90 days.

Report Turnaround for Year-to-Date, FY2020

	# Released in 45 Days	Total Released	% Released in 45 Days
Laboratory			
Headquarters - Atlanta	18,472	32,529	57%
Central Regional - Macon	216	2,617	8%
Coastal Regional - Savannah	218	3,318	7%
Eastern Regional - Augusta	2,778	3,849	72%
Northeastern Regional	7,850	14,910	53%
Southwestern Regional - Moultrie	494	1,611	31%
Western Regional - Columbus	239	1,922	12%
System-wide Totals	30,267	60,756	50%

Crime Lab Reports Processed for January 2020

Department	Requested	Total Released
Chemistry (includes Drug ID)	3,303	2,827
Firearms	182	107
Forensic Biology	3,778	2,301
Impressions	4	0
Latent Prints	147	150
Medical Examiners	546	571
Operations Support	0	0
Toxicology	2,582	2,679
Trace Evidence	104	117
Total	10,646	8,752

Crime Lab Reports Processed FY2020

Department	Requested	Total Released
Chemistry (includes Drug ID)	21,687	22,911
Firearms	1,210	1,067
Forensic Biology	30,691	16,853
Impressions	11	5
Latent Prints	1,129	1,095
Medical Examiners	3,373	3,420
Operations Support	0	0
Toxicology	18,015	18,171
Trace Evidence	701	654
Total	76,817	64,176

Georgia Crime Information Center

January 2020

NCIC SERVICES

CJIS Network Statistics

System Uptime: 100%
Messages Processed: 83,420,803

CJIS Operations

1. Sex Offender Registry

	Month	FY2020	Database Totals
Records Added	146	1,040	33,304

2. Protection Order Registry

	Month	FY2020	Database Totals
Records Added	2,673	17,181	148,362

3. Off-Line Search Requests

Type of Request	Month	FY2020
Administrative (Criminal Justice Agency)	11	86
Open Records	1	9
Subpoena	0	0
Media	0	0
Possible CJIS Security Violations	0	25

CJIS Audits

GCIC conducted 29 CJIS Audits this month.

INFORMATION SERVICES

1. Criminal Fingerprint Transactions Received

	Month	FY2020
Submissions	40,286	279,101
Submissions w/Palms	20,064	133,599
Submissions w/Photos	14,546	98,528

Transactions processed within 2 hours of receipt: 95%

2. Applicant Fingerprint Transactions Received

	Month	FY2020
Submissions	54,031	317,773

Transactions processed with 24 hours of receipt: 100%

3. Final Dispositions Received

	Month	FY2020
Local Agency	74,078	495,428
GCIC	309	18,861
TOTAL	74,387	514,289

4. RAPID Identification Transactions

	Month	FY2020
Submissions	4,856	51,005
AFIS Hits	69%	71%
NCIC Hits	44%	44%
FBI RISC Hits	10%	10%

5. Non-Criminal Justice Audits, Visits and Trainings

	Month	FY2020
In Compliance	15	62
Out of Compliance	13	42
TOTAL AUDITS	28	104
Advisement Memos	-	-
Agency Visits	17	185
Attendees	27	667
Trainings	4	45

6. Disposition Recovery Project

	Month	Project to Date
Submitted to Vendor	445	136,092
Dispositions Processed	0	132,219

PLANS AND PROGRAM DEVELOPMENT

CHILD FATALITY SYSTEM REVIEW PROJECT

Project Description - The Child Fatality Review (CFR) unit requested an enhancement to their current process to capture Medical Examiners (ME) data for child related deaths in the State of Georgia and have asked for additional reporting capabilities.

Monthly Update - The developer continues coding for the application. A sizing issue with a Microsoft Excel report comments section was noted by the developer and CFR staff will decide what modifications to make to accommodate the issue. CFR staff made a request for a “demo” to be available for training purposes by the end of February. The Coroner’s Report will be the walk-through demonstration the staff uses for training.

CUSTOMER RELATIONSHIP MANAGEMENT (CRM)

Project Description - The CRM Application Project will provide a single source of historical interaction with GCIC external customers. The application will give GCIC end users the ability to search, track and report customer interactions throughout GCIC’s business units.

Monthly Update – Working on UAT plan for February/March test.

DEPARTMENT OF DRIVERS SERVICES (DDS) DRIVES PROJECT



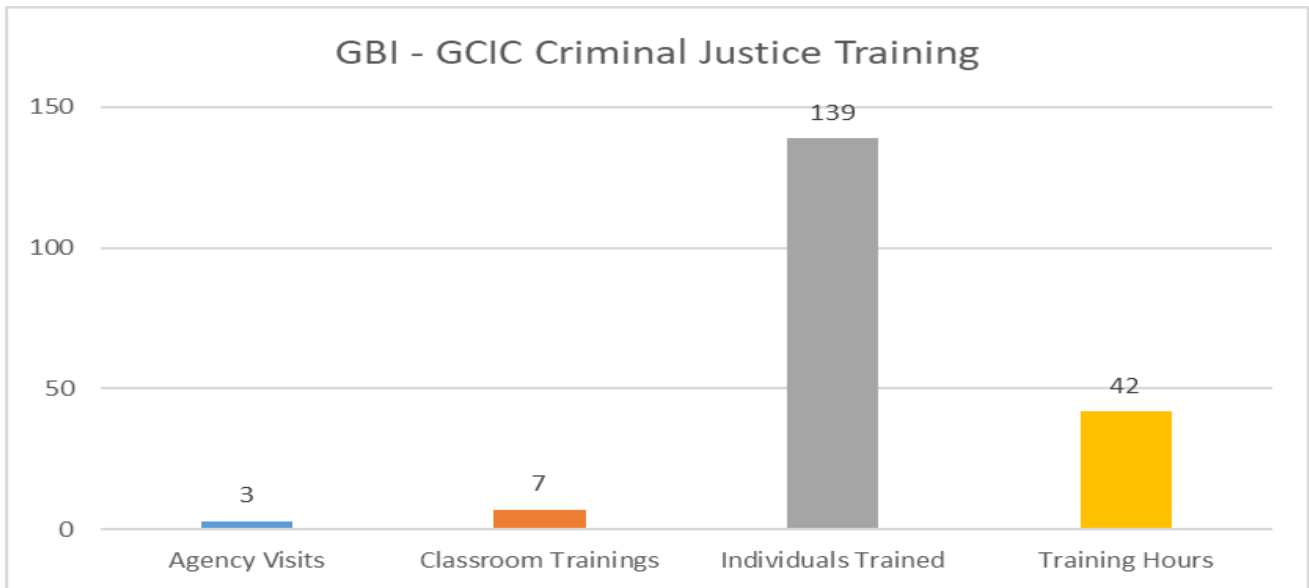
Project Description - The Georgia Driver Record and Integrated Vehicle Enterprise System (DRIVES) is a system upgrade to update and enhance the title and vehicle registration functions of the Department of Revenue. The system utilizes modern technology to streamline existing processes and enable more online services. The implementation date of phase 2 is January 2021.

Monthly Update – Working on new web service implementation. Unisys provided NLETS link for DQ and KQ message key specifications to DRIVES team.

CUSTOMER SUPPORT & TRAINING

Project Description - The Customer Support Training group provides training in GCIC programs, GCIC applications, GCIC/FBI compliance to criminal justice agencies across the State of Georgia. The group extends the option to receive classroom training or training within an e-Learning environment.

Monthly Update - Trainings completed online and within the classrooms are included in the charts. The training staff handled 85 phone calls, 825 emails, processed 28 crystal reports and managed LMS user account additions.



GEORGIA APPLICANT PROCESSING SERVICE (GAPS) PROJECT

Project Description - The Georgia Crime Information Center Information Services is seeking to obtain the services of a qualified and experienced vendor to provide an applicant fingerprinting solution that will electronically capture and submit applicant fingerprints to the Automated Fingerprint Identification System (AFIS). In addition, the selected vendor shall handle receiving fingerprint search results and disseminate the results to the requestor.

Monthly Update – Vendor working on issues identified by team.

GEORGIA LAW ENFORCEMENT MESSAGE SWITCH (GLEMS)

Project Description - The message switch provides a means of communication between federal, state and local law enforcement agencies throughout the state of Georgia, the United States and other countries and to take advantage of new features and advances in technology, GCIC is looking to upgrade or replace this system.

Monthly Update - The project team made additional changes to the Request for Proposal (RFP), and provided the documents to GTA for review and approval.

NATIONAL INCIDENT-BASED REPORTING SYSTEM (NIBRS) PROJECT

Project Description - The National Incident Based Reporting System (NIBRS) collects data on each single incident and arrest for each offense coming to the attention of law enforcement for which specific facts about each crime is collected. GBI is in the process of replacing the current UCR summary-based system with an application that will collect incident-based data.

Monthly Update - The Quality Assurance Review (QAR) Dashboard is in production and the vendor is working on the menu for crime statistics. The January 2020 Go-Live date has been changed to February 2020 due to technical programming issues.

RAP BACK PROJECT

Project Description - The Rap Back project will provide the ability to receive ongoing status notifications of criminal history activity reported on individuals holding positions of trust. Georgia's Rap Back System will include the retention of applicant fingerprints, the implementation of an FBI Rap Back Subscription on such prints, and the creation of a validation process for authorized entities to manage such subscriptions.

Monthly Update - Vendor integration testing began this month. AFIS integration testing Cycle 1 is scheduled to take place in February and will focus on testing the workflow, followed by testing the workstation application.