

**Georgia Bureau of Investigation
May Monthly Report
FY2022**



**Presented to the Board of Public Safety
Meeting Canceled for July 2022**

**D. Victor Reynolds
Director**

Table of Contents

I.	Staffing and Backlog.....	3 – 4
II.	Administration	
	Office of Privacy & Compliance/Open Records	
	Personnel	
	Staff Services.....	5
III.	Investigative Division.....	6 – 8
IV.	Crime Lab.....	9 – 11
V.	Georgia Crime Information Center.....	12 – 16

Vacant State Positions FY2022

	Jul	Aug	Sept	Oct	Nov	Dec	Jan	Feb	Mar	Apr	May	Jun
Total Vacant Positions in DOFS	40	37	29	26	24	29	34	40	39	44	40	
Vacant Scientist Positions	28	27	21	20	20	22	24	27	27	28	23	
Total Vacant Positions in GCIC	2	2	2	3	2	2	2	2	2	2	2	
Total Vacant Positions in Admin	8	6	7	8	7	8	8	8	8	8	8	
Vacant Sworn Agent Positions	19	20	21	25	25	26	27	28	29	32	21	
Total Vacant Positions In the Investigative Division	32	30	30	35	37	37	37	35	39	41	28	

DOFS Backlog Chart – FY 2022
Unworked Reports over 30 Days Old

Discipline	Jul	Aug	Sep	Oct	Nov	Dec	Jan	Feb	Mar	Apr	May	Jun
Chemistry	20,954	21,758	22,147	22,150	22,830	22,996	23,762	24,301	25,294	26,241	26,683	
Data Conversion	0	0	0	0	0	0	0	0	0	0	0	
Firearms	2,001	2,112	2,192	2,394	2,565	2,666	2,695	2,672	2,651	2,689	2,767	
Forensic Biology	6,437	6,282	6,431	6,344	6,113	6,000	5,693	5,503	5,281	5,549	6,688	
Impressions	25	22	15	23	21	22	25	26	29	32	33	
Latent Prints	85	65	61	68	75	84	90	84	64	60	60	
Miscellaneous Services	0	0	0	0	0	0	0	0	0	0	0	
Operations Support	0	0	0	0	0	0	0	0	0	0	0	
Toxicology	1,109	1,047	1,266	1,240	1,437	1,727	1,747	1,316	1,332	1,419	1,505	
Trace Evidence	511	468	464	465	474	454	454	467	504	507	508	
Total	31,122	31,754	32,576	32,684	33,515	33,949	34,466	34,369	35,155	36,497	38,244	

MEO Backlog Chart - FY2022
(Medical Examiner data is calculated as >90 days from the date of examination in accordance with
National Association of Medical Examiner accreditation standards.)

Discipline	Jul	Aug	Sep	Oct	Nov	Dec	Jan	Feb	Mar	Apr	May	Jun
Medical Examiners	283	340	337	353	438	496	479	494	478	500	445	

Total DOFS & MEO	31,405	32,094	32,913	33,037	33,953	34,445	34,945	34,863	35,633	36,997	38,689	
-----------------------------	---------------	---------------	---------------	---------------	---------------	---------------	---------------	---------------	---------------	---------------	---------------	--

GBI Administration

Office of Privacy & Compliance/Open Records

	<u>May 2022</u>	<u>Total FY2022</u>
Open Records Request	331	4,799
Archives	21	285

Personnel

Employee Totals

May 2022

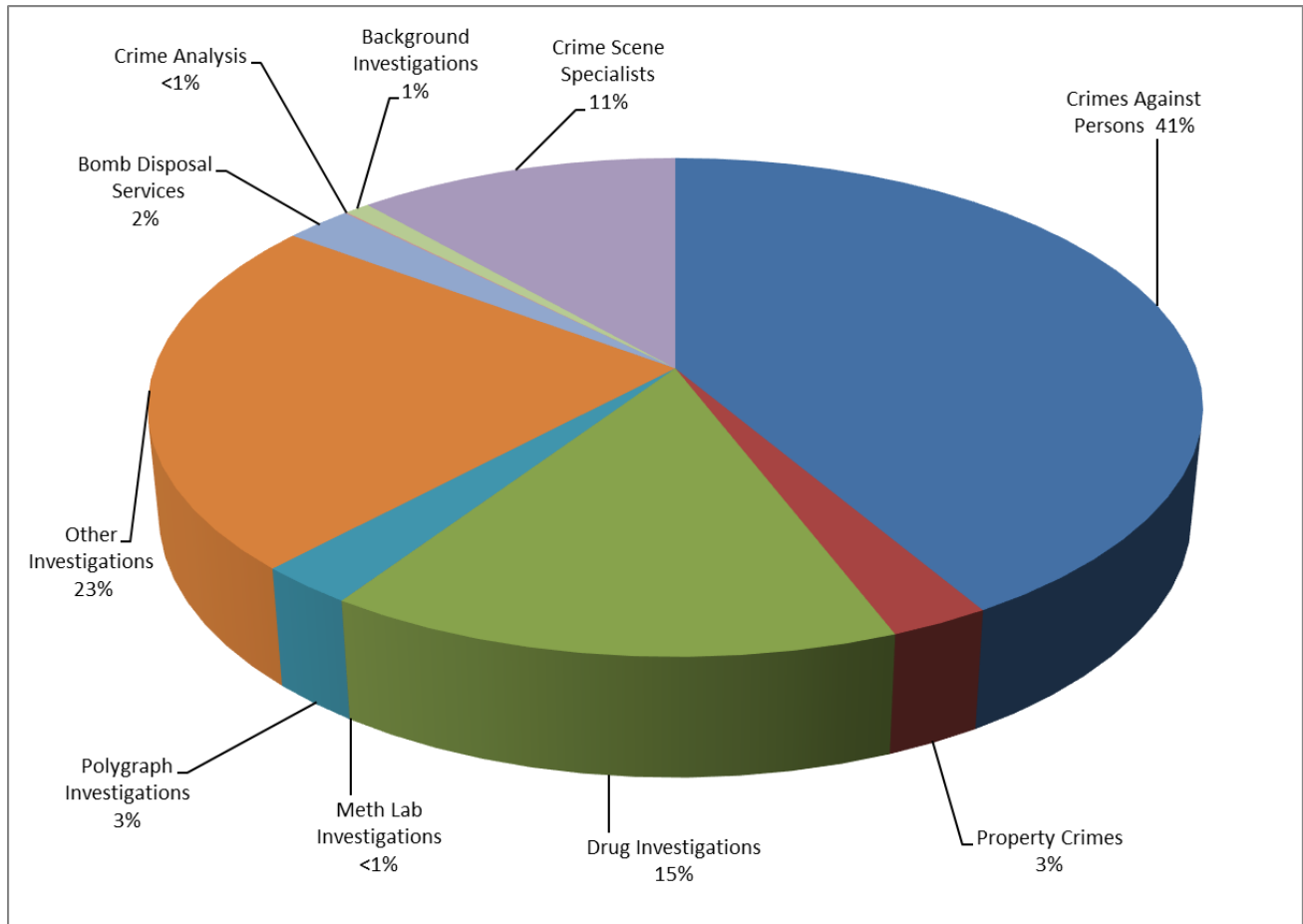
	State Funded Positions	Grant Funded Positions	<i>Total</i>
Investigative Division	395	38	<i>433</i>
Georgia Crime Information Center	23	92	<i>115</i>
Division of Forensic Sciences	321	35	<i>356</i>
Administration	44	5	<i>49</i>
<i>Total</i>	<i>783</i>	<i>170</i>	<i>953</i>

	Total State Funded Positions Vacant	State Funded Vacancies Under Active Recruitment
Investigative Division	28	7
Georgia Crime Information Center	2	2
Division of Forensic Sciences	40	21
Administration	8	5
<i>Total</i>	<i>78</i>	<i>35</i>

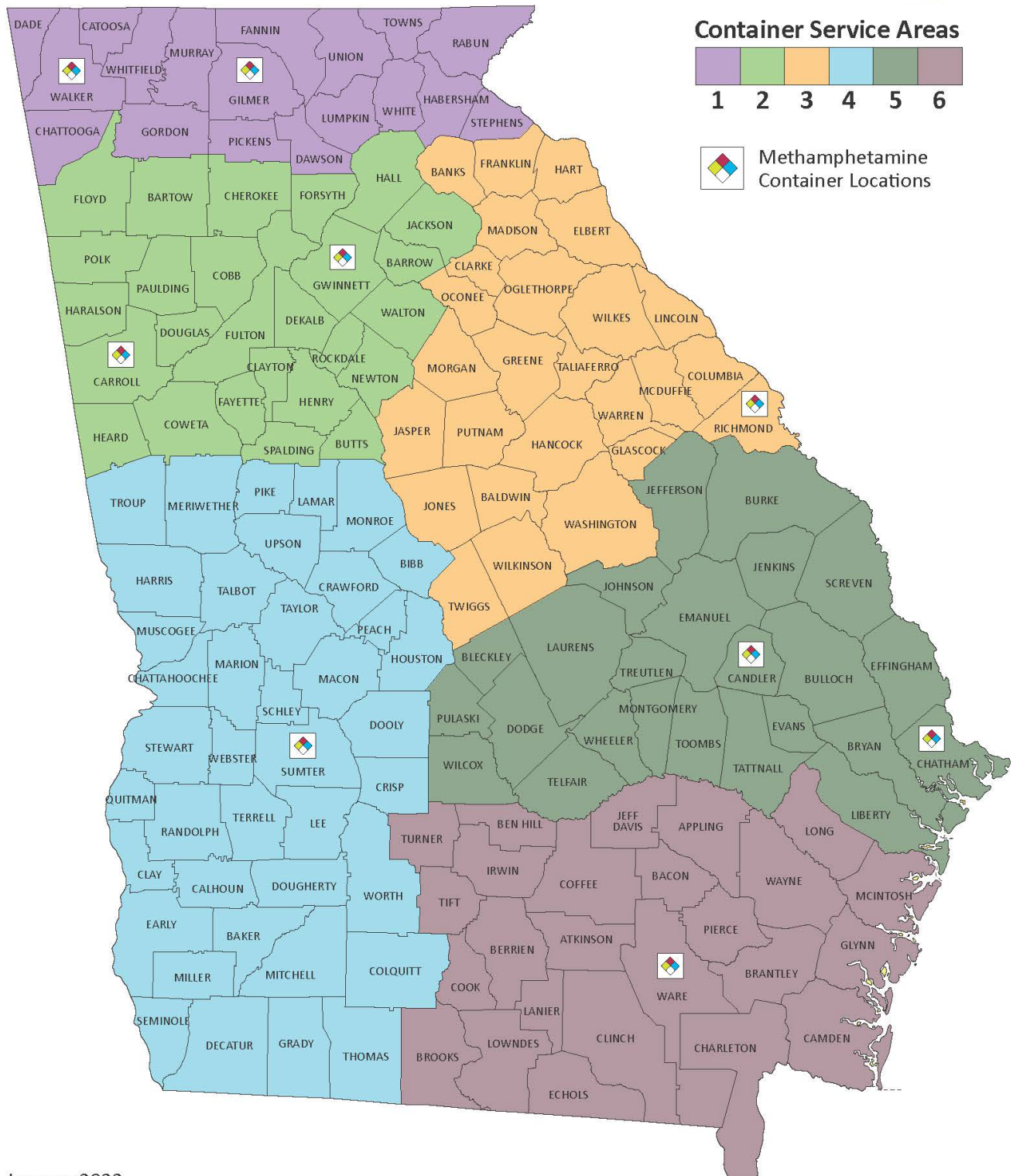
INVESTIGATIVE DIVISION

	May 2022	Fiscal YTD
Total Sworn Employees	296 (filled-includes grant)	
Total Investigative Hours Expended	30,110.50	335,055.00
Crimes Against Persons, includes	11,819.50	138,289.25
Death Investigations	5,437.50	61,862.00
Child Abuse	3,503.00	48,880.00
Sex Crimes	236.00	3,887.00
Missing Persons	107.00	1,699.50
Assault, Kidnapping, Robbery, Terrorist Acts, Fugitive, Human Trafficking, etc.	2,536.00	21,960.75
Property Crimes, including Theft, Burglary, Forgery	761.00	8,883.50
Drug Investigations	4,826.50	51,360.00
Meth Lab Investigations	0.00	8.00
Polygraph Examinations	919.00	8,829.00
* Background Investigations	218.00	2,942.00
Other Investigations, including Preliminary Investigations	7,431.50	78,089.25
Bomb Disposal Services	649.00	7,959.00
Crime Analysis	7.00	208.00
Crime Scene Specialists	3,479.00	38,487.00
All figures above represent Sworn Investigative Hours		
Total Seizures	\$3,879,013.50	\$151,226,746.65
* Background Investigations conducted by Special Investigators who are former/retired agents working as contractors.	448.00	2,556.00

Investigative Hours Expended YTD FY2022



State of Georgia Methamphetamine Container Program



January 2022

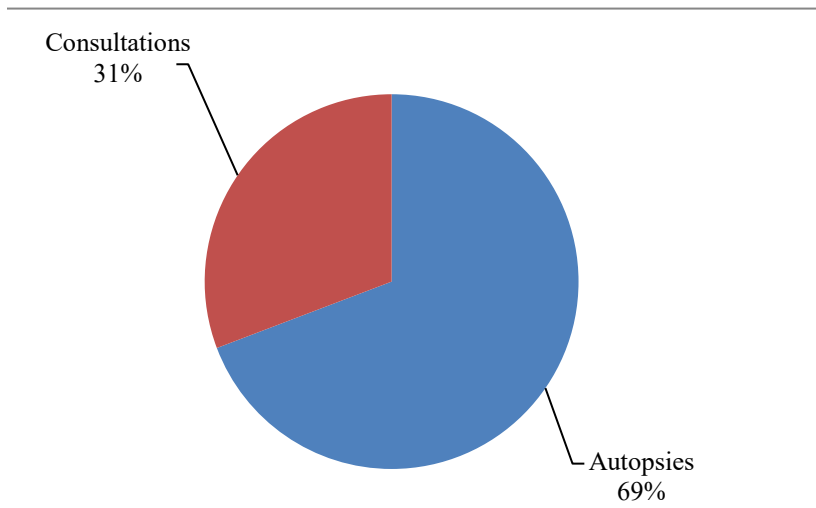
Crime Lab

Medical Examiners (includes all laboratories)

	May 2022	FY2022 YTD
Autopsies	428	4,010
Consultations	178	1,782
Total ME Cases Managed	606	5,792
Clayton County Death Certificates	0	6

Percentage of Cases Released in 90 days: 52.3%

Medical Examiner Activity, FY2022



Confirmed CODIS Hits for May 2022

State Offender Hits	23
State Forensic Hits	2
National Offender Hits	12
National Forensic Hits	1
Total	38

Samples entered CODIS for May 2022 – 1,567

Profiles in CODIS

Forensic Casework Profiles	26,614
Convicted Offender Profiles	405,503
Missing Person/Unidentified Human Remains Profiles	11
Staff/QC File	588
Total	432,716

Laboratory Production

Report Turnaround for May 2022

	# Released in 45 Days	Total Released	% Released in 45 Days
Laboratory			
Headquarters - Atlanta	1,719	3,181	54%
Central Regional - Macon	9	114	8%
Coastal Regional - Savannah	165	716	23%
Eastern Regional - Augusta	77	480	16%
Northeastern Regional	869	1,871	46%
Southwestern Regional - Moultrie	14	65	22%
Western Regional - Columbus	91	240	38%
System-wide Totals	2,944	6,667	44%

Note: 69% Casework Reports were released within 90 days.

Report Turnaround for Year-to-Date, FY2022

	# Released in 45 Days	Total Released	% Released in 45 Days
Laboratory			
Headquarters - Atlanta	25,389	44,080	58%
Central Regional - Macon	182	2,616	7%
Coastal Regional - Savannah	3,241	8,513	38%
Eastern Regional - Augusta	2,507	5,523	45%
Northeastern Regional	16,802	19,665	85%
Southwestern Regional - Moultrie	250	1,686	15%
Western Regional - Columbus	509	2,022	25%
System-wide Totals	48,880	84,105	58%

Crime Lab Reports Processed for May 2022

Department	Requested	Total Released
Chemistry (includes Drug ID)	2,952	1,579
Firearms	256	129
Forensic Biology	2,478	2,227
Impressions	4	1
Latent Prints	179	147
Medical Examiners	515	606
Operations Support	0	0
Toxicology	2,469	2,521
Trace Evidence	104	63
Total	8,957	7,273

Crime Lab Reports Processed FY2022

Department	Requested	Total Released
Chemistry (includes Drug ID)	31,262	24,638
Firearms	2,737	1,630
Forensic Biology	26,292	24,397
Impressions	54	43
Latent Prints	1,676	1,690
Medical Examiners	6,095	6,004
Operations Support	0	0
Toxicology	30,987	30,673
Trace Evidence	1,083	1,034
Total	100,186	90,109

Georgia Crime Information Center

May 2022

NCIC SERVICES

CJIS Network Statistics

System Uptime: 100%

Messages Processed: 93,861,838

CJIS Operations

1. Sex Offender Registry

	Month	FY2022	Database Totals
Records Added	142	1,505	36,328

2. Protection Order Registry

	Month	FY2022	Database Totals
Records Added	2,859	28,653	168,549

3. Off-Line Search Requests

Type of Request	Month	FY2022
Administrative (Criminal Justice Agency)	13	110
Open Records	1	14
Subpoena	0	0
Media	0	0
Possible CJIS Security Violations	7	32

CJIS Audits

GCIC conducted 70 CJIS Audits this month.

INFORMATION SERVICES

1. Criminal Fingerprint Transactions Received

	Month	FY2022
Submissions	36,680	354,878
Submissions w/Palms	17,059	163,434
Submissions w/Photos	12,037	114,779

Transactions processed within 2 hours of receipt: 96%

2. Applicant Fingerprint Transactions Received

	Month	FY2022
Submissions	40,070	494,363

Transactions processed with 24 hours of receipt: 100%

3. Final Disposition Received

	Month	FY2022
Local Agency	67,821	634,414
GCIC	283	4,169
TOTAL	68,104	638,583

4. RAPID Identification Transactions

	Month	FY2022
Submissions	1,832	22,637
AFIS Hits	61%	64%
NCIC Hits	50%	49%
FBI RISC Hits	11%	10%

5. Non-Criminal Justice Audits, Visits and Trainings

	Month	FY2022
In Compliance	27	264
Out of Compliance	13	247
TOTAL AUDITS	40	481
Advisement Memos	-	-
Agency Visits	6	54
Attendees	15	130
Trainings	9	66

PLANS AND PROGRAM DEVELOPMENT

CUSTOMER RELATIONSHIP MANAGEMENT (CRM)

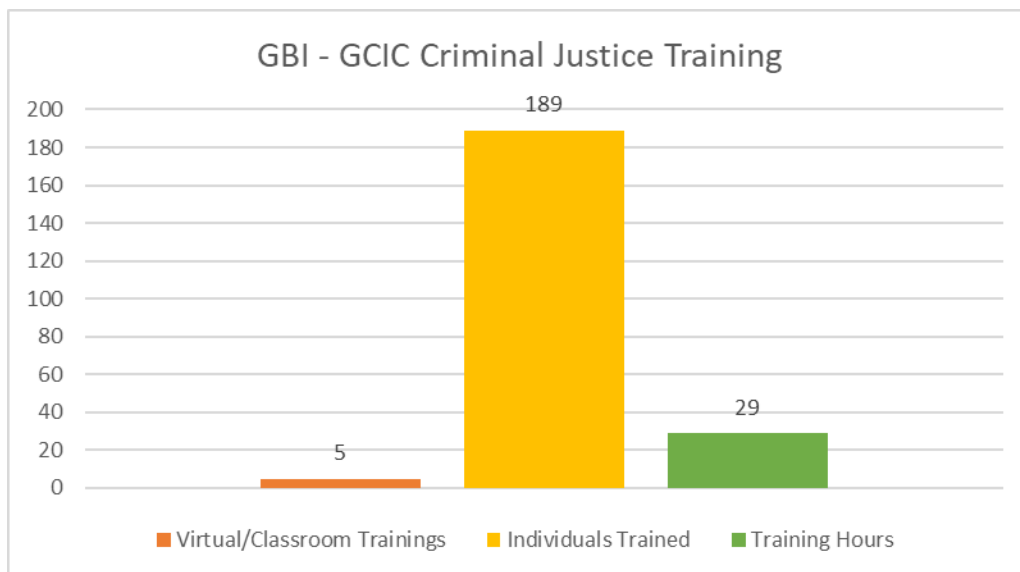
Project Description - The CRM Application Project will provide a single source of historical interaction with external customers and will provide GCIC end users the ability to search, track and report customer interactions throughout business units.


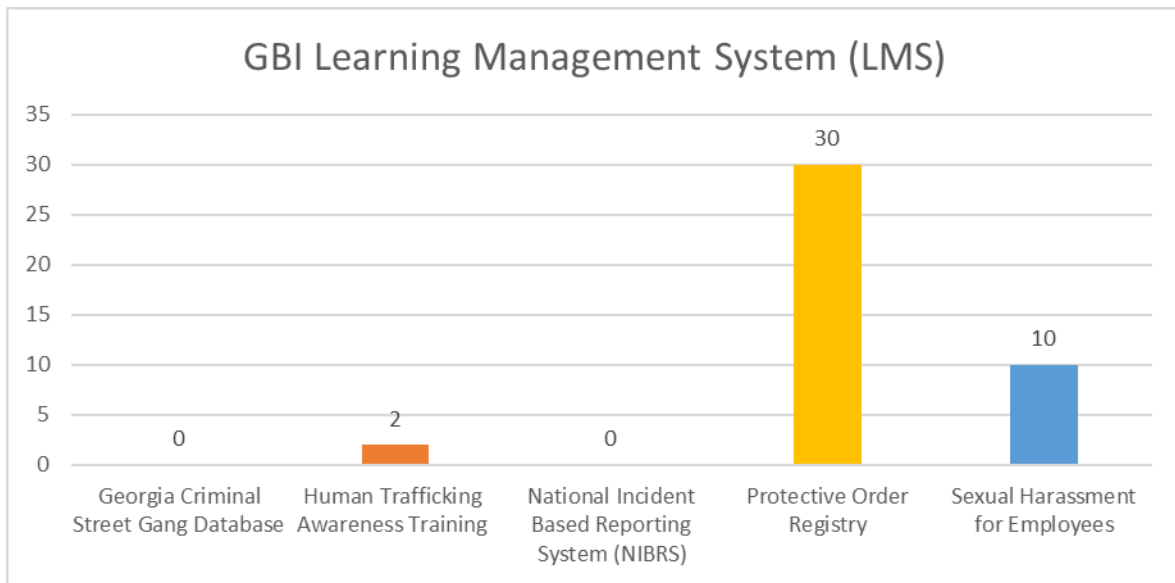
Monthly Update - The CJIS Request database was successfully migrated into Microsoft Dynamics.

CUSTOMER SUPPORT & TRAINING

Project Description - The Customer Support Training group provides training in GCIC programs, GCIC applications, and GCIC/FBI compliance to criminal justice agencies across the State of Georgia. The group extends the option to receive classroom training or training within an e-Learning environment.

Monthly Update - Training Staff handled 927 emails, eighty-eight phone calls, three crystal reports and managed LMS user account additions. Multiple webinars and one-on-one trainings are being completed to meet State of Georgia training needs.





GEORGIA APPLICANT PROCESSING SERVICE (GAPS) PROJECT

Project Description - The Information Services section of GCIC is seeking to obtain the services of a qualified and experienced vendor to provide an applicant fingerprinting solution that will electronically capture and submit applicant fingerprints to the Automated Fingerprint Identification System (AFIS). The selected vendor shall also handle receiving fingerprint search results and disseminating results to the requestor.

Monthly Update - Planning meetings to discuss work required for the overall GAPS system continue.

GEORGIA LAW ENFORCEMENT MESSAGE SWITCH (GLEMS)

Project Description - The message switch provides a means of communication between federal, state, and local law enforcement agencies throughout the state of Georgia, the United States, and other countries, and to take advantage of new features and advances in technology. GCIC is looking to upgrade or replace this system.

Monthly Update - Troubleshooting meetings continue. UAT for individual interfaces will start in June.

HUMAN RESOURCE (HR) TIMESHEET PROJECT

Project Description - Enhancement of the application used by non-sworn units of the GBI for tracking time.

Monthly Update - The developer presented an informal demonstration to HR and the project team to obtain feedback on the program and requested changes are pending completion. Development work will resume for this project by late June.

NATIONAL SEX OFFENDER REGISTRY (NSOR) NOTIFICATION PROJECT

Project Description - The NSOR project will provide Georgia Department of Early Care and Learning (DECAL) the ability to receive NSOR responses as a part of the criminal history background check, in compliance with Federal, state, and local laws to make complete/accurate fitness determinations.

Monthly Update - Meetings to determine next steps are being held. The GBI project team will map out requirements to complete modifications to the GBI system and establish a process for providing NSOR notifications to DECAL.

RAP BACK PROJECT

Project Description - The Rap Back (RB) project will provide the ability to receive ongoing status notifications of criminal history activity reported on individuals holding positions of trust. Georgia's Rap Back System will include the retention of applicant fingerprints, the implementation of an FBI Rap Back Subscription on such prints, and the creation of a validation process for authorized entities to manage such subscriptions.

Monthly Update - Meetings to determine next steps are being held.

SERVER REFRESH

Project Description - GBI is collaborating with GTA with the replacement, installation and configuration of server hardware replacements and software installs.

Monthly Update - The CCH migration of data (in development) is in progress and GBI is working with Unisys and the CCH vendor on the migration. The next step is to install the NameSearch feature.