

**Georgia Bureau of Investigation
November Monthly Report
FY2022**



**Presented to the Board of Public Safety
January 13, 2022**

**D. Victor Reynolds
Director**

Table of Contents

I.	Staffing and Backlog.....	3 – 4
II.	Administration	
	Office of Privacy & Compliance/Open Records	
	Personnel	
	Staff Services.....	5
III.	Investigative Division.....	6 – 8
IV.	Crime Lab.....	9 – 11
V.	Georgia Crime Information Center.....	12 – 16

Vacant State Positions FY2022

	Jul	Aug	Sept	Oct	Nov	Dec	Jan	Feb	Mar	Apr	May	Jun
Total Vacant Positions in DOFS	40	37	29	26	24							
Vacant Scientist Positions	28	27	21	20	20							
Total Vacant Positions in GCIC	2	2	2	3	2							
Total Vacant Positions in Admin	8	6	7	8	7							
Vacant Sworn Agent Positions	19	20	21	25	25							
Total Vacant Positions In the Investigative Division	32	30	30	35	37							

**DOFS Backlog Chart – FY 2022
Unworked Reports over 30 Days Old**

Discipline	Jul	Aug	Sep	Oct	Nov	Dec	Jan	Feb	Mar	Apr	May	Jun
Chemistry	20,954	21,758	22,147	22,150	22,830							
Data Conversion	0	0	0	0	0							
Firearms	2,001	2,112	2,192	2,394	2,565							
Forensic Biology	6,437	6,282	6,431	6,344	6,113							
Impressions	25	22	15	23	21							
Latent Prints	85	65	61	68	75							
Miscellaneous Services	0	0	0	0	0							
Operations Support	0	0	0	0	0							
Toxicology	1,109	1,047	1,266	1,240	1,437							
Trace Evidence	511	468	464	465	474							
Total	31,122	31,754	32,576	32,684	33,515							

MEO Backlog Chart - FY2022

**(Medical Examiner data is calculated as >90 days from the date of examination in accordance with
National Association of Medical Examiner accreditation standards.)**

Discipline	Jul	Aug	Sep	Oct	Nov	Dec	Jan	Feb	Mar	Apr	May	Jun
Medical Examiners	283	340	337	353	438							

Total DOFS & MEO	31,405	32,094	32,913	33,037	33,953							
-----------------------------	---------------	---------------	---------------	---------------	---------------	--	--	--	--	--	--	--

GBI Administration

Office of Privacy & Compliance/Open Records

	<u>November 2021</u>	<u>Total FY2022</u>
Open Records Request	338	2,287
Archives	34	143

Personnel

Employee Totals

November 2021

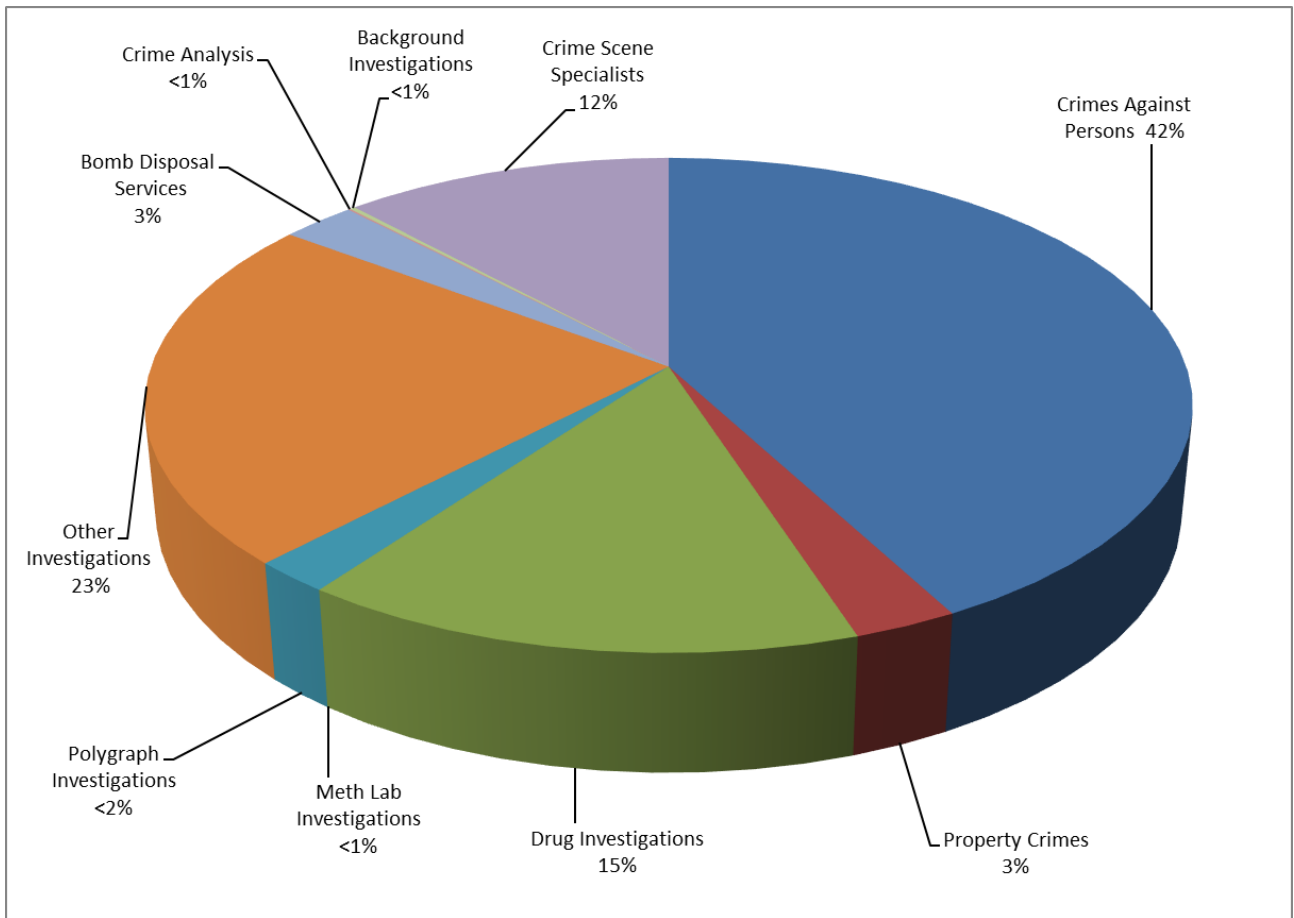
	State Funded Positions	Grant Funded Positions	<i>Total</i>
Investigative Division	391	38	<i>429</i>
Georgia Crime Information Center	23	88	<i>111</i>
Division of Forensic Sciences	321	35	<i>356</i>
Administration	44	5	<i>49</i>
<i>Total</i>	<i>779</i>	<i>166</i>	<i>945</i>

	Total State Funded Positions Vacant	State Funded Vacancies Under Active Recruitment
Investigative Division	37	9
Georgia Crime Information Center	2	2
Division of Forensic Sciences	24	13
Administration	7	4
<i>Total</i>	<i>70</i>	<i>28</i>

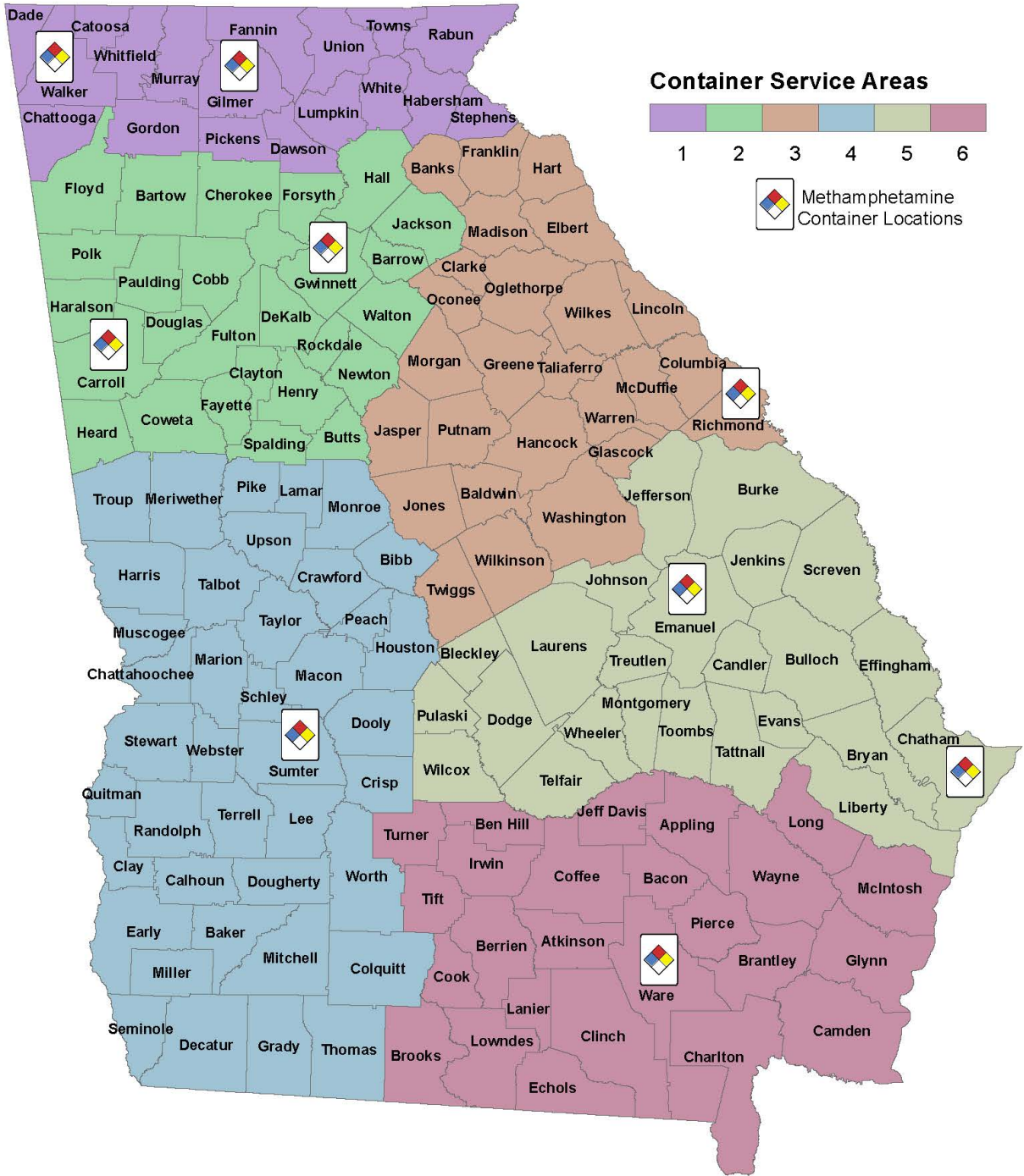
INVESTIGATIVE DIVISION

	November 2021	Fiscal YTD
Total Sworn Employees	293 (filled-includes grant)	
Total Investigative Hours Expended	26,295.00	150,107.50
Crimes Against Persons, includes	11,149.25	63,301.00
Death Investigations	4,745.00	27,544.00
Child Abuse	4,117.75	22,231.50
Sex Crimes	315.00	1,966.50
Missing Persons	143.00	889.00
Assault, Kidnapping, Robbery, Terrorist Acts, Fugitive, Human Trafficking, etc.	1,828.50	10,670.00
Property Crimes, including Theft, Burglary, Forgery	448.00	4,200.50
Drug Investigations	3,727.00	22,619.00
Meth Lab Investigations	0.00	0.00
Polygraph Examinations	792.00	3,164.00
* Background Investigations	89.00	295.00
Other Investigations, including Preliminary Investigations	6,047.75	34,619.00
Bomb Disposal Services	983.00	4,025.00
Crime Analysis	39.00	115.00
Crime Scene Specialists	3,020.00	17,769.00
All figures above represent Sworn Investigative Hours		
Total Seizures	\$43,182,926.00	\$138,319,467.00
* Background Investigations conducted by Special Investigators who are former/retired agents working as contractors.	68.00	690.00

Investigative Hours Expended YTD FY2022



State of Georgia Methamphetamine Container Program



January 2015

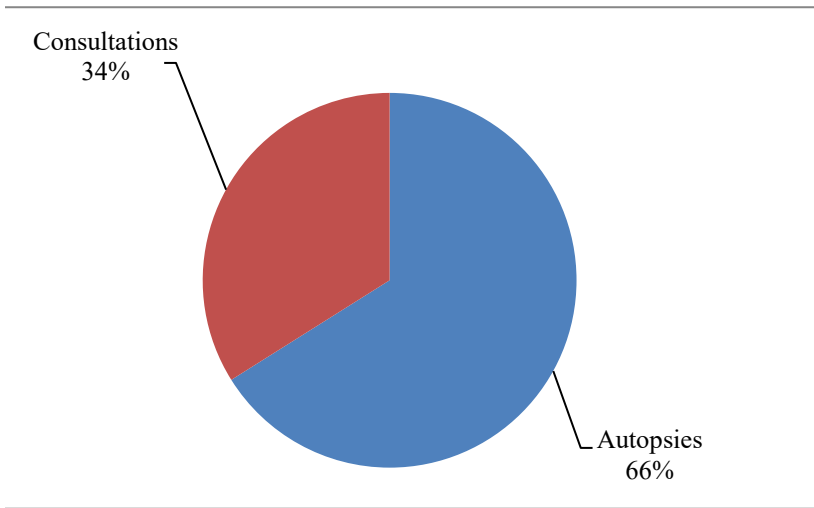
Crime Lab

Medical Examiners (includes all laboratories)

	November 2021	FY2022 YTD
Autopsies	298	1,621
Consultations	140	832
Total ME Cases Managed	438	2,453
Clayton County Death Certificates	0	6

Percentage of Cases Released in 90 days: 70.4%

Medical Examiner Activity, FY2022



Confirmed CODIS Hits for November 2021

State Offender Hits	21
State Forensic Hits	3
National Offender Hits	13
National Forensic Hits	3
Total	40

Samples entered CODIS for November 2021 – 639

Profiles in CODIS

Forensic Casework Profiles	26,236
Convicted Offender Profiles	395,724
Missing Person/Unidentified Human Remains Profiles	11
Staff/QC File	579
Total	422,550

Laboratory Production

Report Turnaround for November 2021

	# Released in 45 Days	Total Released	% Released in 45 Days
Laboratory			
Headquarters - Atlanta	2,149	3,995	54%
Central Regional - Macon	21	321	7%
Coastal Regional - Savannah	310	765	41%
Eastern Regional - Augusta	301	476	63%
Northeastern Regional	1,253	1,449	87%
Southwestern Regional - Moultrie	31	134	23%
Western Regional - Columbus	11	101	11%
System-wide Totals	4,076	7,241	56%

Note: 69.6% Casework Reports were released within 90 days.

Report Turnaround for Year-to-Date, FY2022

	# Released in 45 Days	Total Released	% Released in 45 Days
Laboratory			
Headquarters - Atlanta	12,354	21,260	58%
Central Regional - Macon	78	1,710	5%
Coastal Regional - Savannah	1,779	4,138	43%
Eastern Regional - Augusta	1,500	2,500	60%
Northeastern Regional	8,154	9,090	90%
Southwestern Regional - Moultrie	125	862	15%
Western Regional - Columbus	184	985	19%
System-wide Totals	24,174	40,545	60%

Crime Lab Reports Processed for November 2021

Department	Requested	Total Released
Chemistry (includes Drug ID)	2,566	2,514
Firearms	181	80
Forensic Biology	1,890	1,836
Impressions	4	3
Latent Prints	136	137
Medical Examiners	598	438
Operations Support	0	0
Toxicology	2,578	2,577
Trace Evidence	97	94
Total	8,050	7,679

Crime Lab Reports Processed FY2022

Department	Requested	Total Released
Chemistry (includes Drug ID)	14,982	13,121
Firearms	1,382	627
Forensic Biology	11,035	11,222
Impressions	25	27
Latent Prints	773	780
Medical Examiners	2,829	2,656
Operations Support	0	0
Toxicology	14,471	14,226
Trace Evidence	515	542
Total	46,012	43,201

Georgia Crime Information Center

November 2021

NCIC SERVICES

CJIS Network Statistics

System Uptime: 98%
Messages Processed: 68,731,636

CJIS Operations

1. Sex Offender Registry

	Month	FY2022	Database Totals
Records Added	144	659	35,676

2. Protection Order Registry

	Month	FY2022	Database Totals
Records Added	2,404	13,024	177,693

3. Off-Line Search Requests

Type of Request	Month	FY2022
Administrative (Criminal Justice Agency)	8	42
Open Records	0	7
Subpoena	0	0
Media	0	0
Possible CJIS Security Violations	2	11

CJIS Audits

GCIC conducted 34 CJIS Audits this month.

INFORMATION SERVICES

1. Criminal Fingerprint Transactions Received

	Month	FY2022
Submissions	29,642	156,149
Submissions w/Palms	13,326	71,338
Submissions w/Photos	9,551	50,416

Transactions processed within 2 hours of receipt 90%

2. Applicant Fingerprint Transactions Received

	Month	FY2022
Submissions	40,833	237,541

Transactions processed with 24 hours of receipt: 100%

3. Final Dispositions Received

	Month	FY2022
Local Agency	46,279	273,456
GCIC	449	1,965
TOTAL	46,728	275,421

4. RAPID Identification Transactions

	Month	FY2022
Submissions	2,036	10,678
AFIS Hits	60%	66%
NCIC Hits	47%	49%
FBI RISC Hits	8%	10%

5. Non-Criminal Justice Audits, Visits and Trainings

	Month	FY2022
In Compliance	23	107
Out of Compliance	26	133
TOTAL AUDITS	49	240
Advisement Memos	-	-
Agency Visits	4	26
Attendees	10	66
Trainings	5	27

PLANS AND PROGRAM DEVELOPMENT

CUSTOMER RELATIONSHIP MANAGEMENT (CRM)

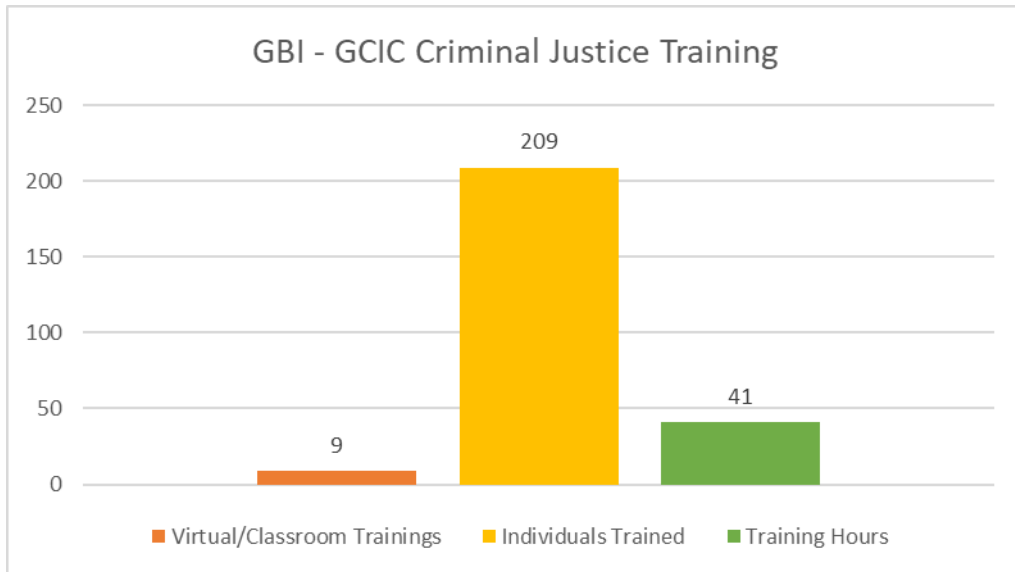
Project Description - The CRM Application Project will provide a single source of historical interaction with external customers and will provide GCIC end users the ability to search, track and report customer interactions throughout business units.


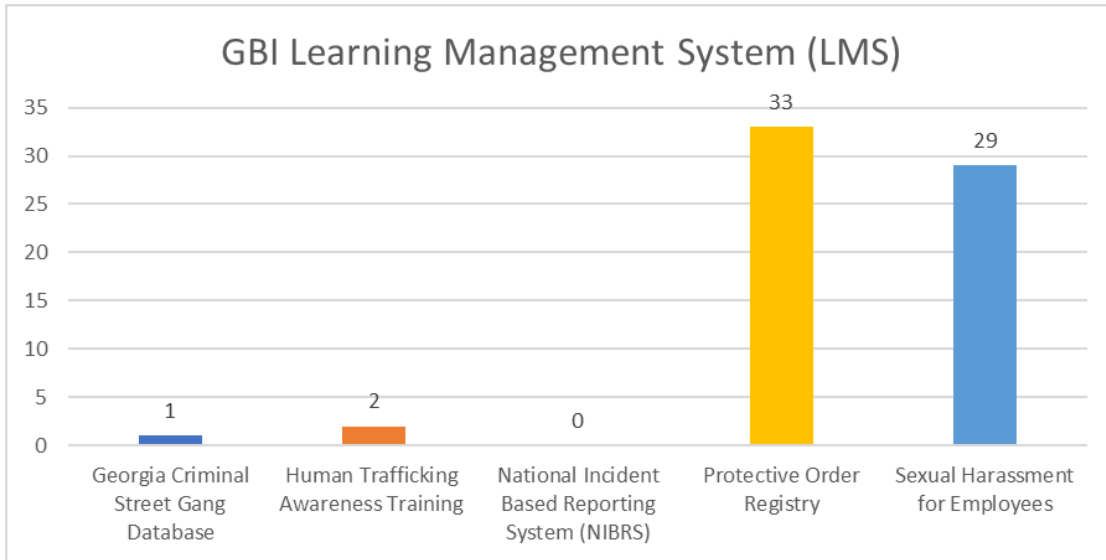
Monthly Update - There are no updates this month.

CUSTOMER SUPPORT & TRAINING

Project Description - The Customer Support Training group provides training in GCIC programs, GCIC applications, and GCIC/FBI compliance to criminal justice agencies across the State of Georgia. The group extends the option to receive classroom training or training within an e-Learning environment.

Monthly Update - The Training Staff handled 754 emails, 21 crystal reports and managed LMS user account additions. Multiple webinars and one-on-one trainings are being completed to meet State of Georgia training needs.





GEORGIA APPLICANT PROCESSING SERVICE (GAPS) PROJECT

Project Description - The Information Services section of GCIC is seeking to obtain the services of a qualified and experienced vendor to provide an applicant fingerprinting solution that will electronically capture and submit applicant fingerprints to the Automated Fingerprint Identification System (AFIS). The selected vendor shall also handle receiving fingerprint search results and disseminating results to the requestor.

Monthly Update - A change request is in progress for additional enhancements to the new map in GAPS. The mobile application is designated non-deliverable and Thales will provide official documentation noting the cancellation.

GEORGIA LAW ENFORCEMENT MESSAGE SWITCH (GLEMS)

Project Description - The message switch provides a means of communication between federal, state, and local law enforcement agencies throughout the state of Georgia, the United States, and

other countries, and to take advantage of new features and advances in technology. GCIC is looking to upgrade or replace this system.

Monthly Update - The team meets weekly to review the project and discovery meetings continue. Development for the GCIC interfaces (AIX, SOR, GDC, DDS/DOR and CCH) has started and a potential cloud solution is being discussed.

HUMAN RESOURCE (HR) TIMESHEET PROJECT

Project Description - Enhancement of the application used by non-sworn units of the GBI for tracking time.

Monthly Update - The application was successfully moved to a new server, the programmer continues to incorporate the business rules within the application, and application development is ongoing.

NATIONAL INCIDENT-BASED REPORTING SYSTEM (NIBRS) PROJECT

Project Description - The National Incident Based Reporting System (NIBRS) collects law enforcement data on each single incident and arrest for each offense for which specific facts are collected. GBI is in the process of replacing the current UCR summary-based system with this system.

Monthly Update - The GBI has fully implemented NIBRS and project deployment was a success.

RAP BACK PROJECT

Project Description - The Rap Back (RB) project will provide the ability to receive ongoing status notifications of criminal history activity reported on individuals holding positions of trust. Georgia's Rap Back System will include the retention of applicant fingerprints, the implementation of an FBI Rap Back Subscription on such prints, and the creation of a validation process for authorized entities to manage such subscriptions.

Monthly Update - NEC is assisting Thales with trouble shooting issues that have occurred since moving to production. Thales is working with DCH on returning CHRI confirmations. The GCIC team continues to troubleshoot issues with Thales and DCH to ensure the RB system works properly.

SERVER REFRESH

Project Description - GBI is working in collaboration with GTA with the replacement, installation and configuration of several server hardware replacements and software installs.

Monthly Update - Work task items are being discussed and completed for migration to the new CCH servers. The team is also evaluating and preparing several servers to be decommissioned.