

**Georgia Bureau of Investigation  
October Monthly Report  
FY2023**



**Presented to the Board of Public Safety  
December 8, 2022**

**Michael J. Register  
Director**

## Table of Contents

<b>I.</b>	<b>Staffing and Backlog.....</b>	<b>3 – 4</b>
<b>II.</b>	<b>Administration</b>	
	<b>Office of Privacy &amp; Compliance/Open Records</b>	
	<b>Personnel .....</b>	<b>5</b>
<b>III.</b>	<b>Investigative Division.....</b>	<b>6 – 7</b>
<b>IV.</b>	<b>Crime Lab.....</b>	<b>8 – 10</b>
<b>V.</b>	<b>Georgia Crime Information Center.....</b>	<b>11 – 15</b>

## Vacant State Positions FY2023

	Jul	Aug	Sept	Oct	Nov	Dec	Jan	Feb	Mar	Apr	May	Jun
<b>Total Vacant Positions in DOFS</b>	41	44	43	43								
<b>Vacant Scientist Positions</b>	15	18	19	19								
<b>Total Vacant Positions in GCIC</b>	4	3	3	2								
<b>Total Vacant Positions in Admin</b>	8	10	9	9								
<b>Vacant Sworn Agent Positions</b>	27	28	28	30								
<b>Total Vacant Positions In the Investigative Division</b>	44	45	40	42								

**DOFS Backlog Chart – FY 2023  
Unworked Reports over 30 Days Old**

<b>Discipline</b>	<b>Jul</b>	<b>Aug</b>	<b>Sep</b>	<b>Oct</b>	<b>Nov</b>	<b>Dec</b>	<b>Jan</b>	<b>Feb</b>	<b>Mar</b>	<b>Apr</b>	<b>May</b>	<b>Jun</b>
Chemistry	29,289	30,075	31,096	30,982								
Data Conversion	0	0	0	0								
Firearms	2,928	2,979	3,013	2,967								
Forensic Biology	5,340	4,243	5,588	6,282								
Impressions	32	24	21	21								
Latent Prints	61	51	56	50								
Miscellaneous Services	0	0	0	0								
Operations Support	0	0	0	0								
Toxicology	989	1,149	1,341	1,158								
Trace Evidence	497	478	490	469								
<b>Total</b>	<b>39,136</b>	<b>38,999</b>	<b>41,605</b>	<b>41,929</b>								

**MEO Backlog Chart - FY2023**

**(Medical Examiner data is calculated as >90 days from the date of examination in accordance with National Association of Medical Examiner accreditation standards.)**

<b>Discipline</b>	<b>Jul</b>	<b>Aug</b>	<b>Sep</b>	<b>Oct</b>	<b>Nov</b>	<b>Dec</b>	<b>Jan</b>	<b>Feb</b>	<b>Mar</b>	<b>Apr</b>	<b>May</b>	<b>Jun</b>
Medical Examiners	387	397	476	545								

<b>Total DOFS &amp; MEO</b>	<b>39,523</b>	<b>39,396</b>	<b>42,081</b>	<b>42,474</b>								
-----------------------------	---------------	---------------	---------------	---------------	--	--	--	--	--	--	--	--

# GBI Administration

---

## Office of Privacy & Compliance/Open Records

	<u>October 2022</u>	<u>Total FY2023</u>
Open Records Request	403	2,022
Archives	21	113

## Personnel

Employee Totals

October 2022

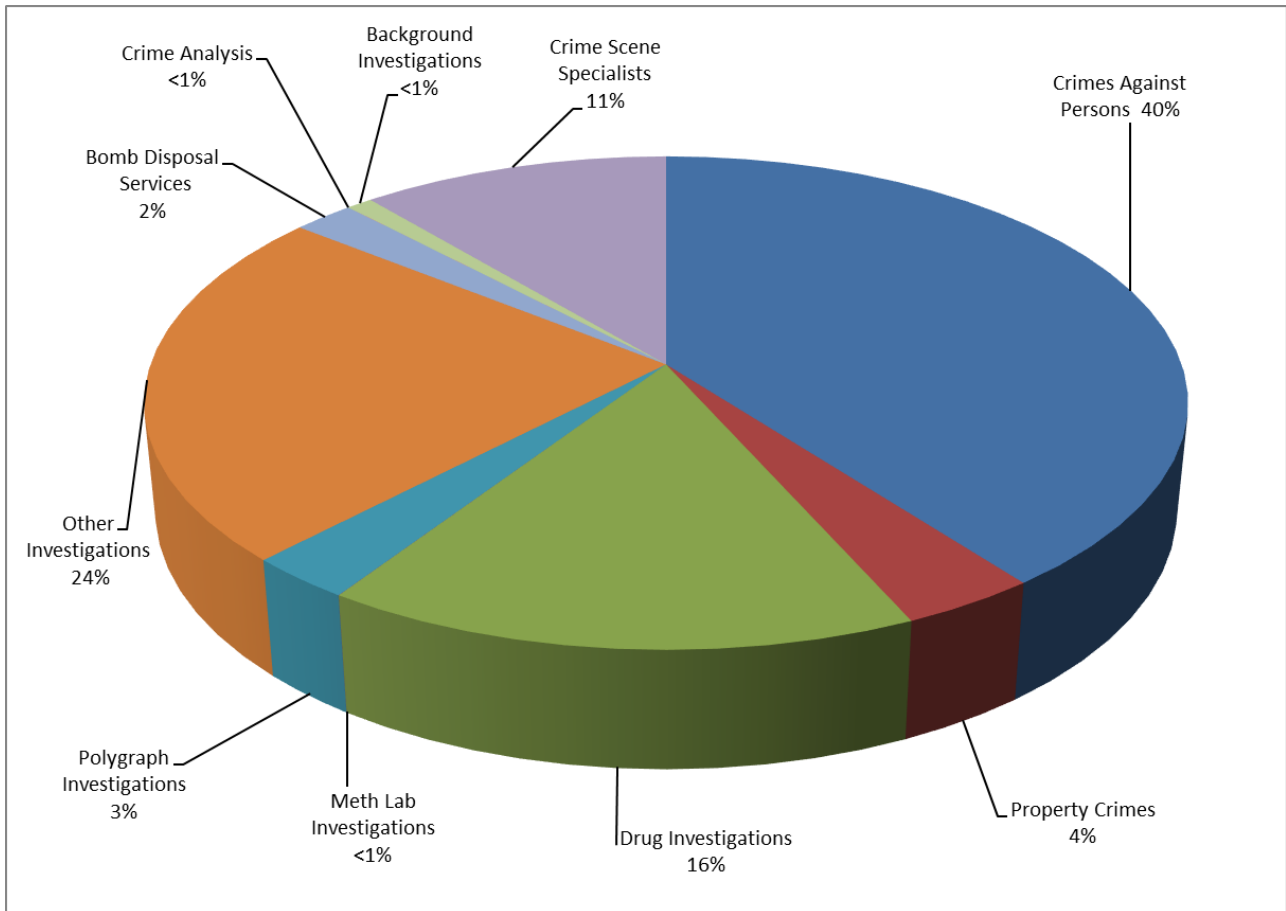
	State Funded Positions	Grant Funded Positions	<i><b>Total</b></i>
Investigative Division	417	35	<i><b>452</b></i>
Georgia Crime Information Center	23	92	<i><b>115</b></i>
Division of Forensic Sciences	363	35	<i><b>398</b></i>
Administration	45	5	<i><b>50</b></i>
<i><b>Total</b></i>	<i><b>848</b></i>	<i><b>167</b></i>	<i><b>1,015</b></i>

	Total State Funded Positions Vacant	State Funded Vacancies Under Active Recruitment
Investigative Division	42	11
Georgia Crime Information Center	2	1
Division of Forensic Sciences	43	29
Administration	9	7
<i><b>Total</b></i>	<i><b>96</b></i>	<i><b>48</b></i>

# INVESTIGATIVE DIVISION

	October 2022	Fiscal YTD
Total Sworn Employees	301 (filled-includes grant)	
Total Investigative Hours Expended	29,951.75	133,345.75
Crimes Against Persons, includes	12,804.25	53,772.00
Death Investigations	6,783.50	26,913.00
Child Abuse	4,395.75	18,475.00
Sex Crimes	226.00	1,122.00
Missing Persons	39.00	309.00
Assault, Kidnapping, Robbery, Terrorist Acts, Fugitive, Human Trafficking, etc.	1,360.00	6,953.00
Property Crimes, including Theft, Burglary, Forgery	882.00	4,701.00
Drug Investigations	4,529.00	21,059.00
Meth Lab Investigations	0.00	8.00
Polygraph Examinations	851.00	3,813.00
* Background Investigations	31.00	1,002.00
Other Investigations, including Preliminary Investigations	6,999.50	31,366.75
Bomb Disposal Services	333.00	2,609.00
Crime Analysis	4.00	10.00
Crime Scene Specialists	3,518.00	15,005.00
All figures above represent Sworn Investigative Hours		
Total Seizures	\$5,830,080.50	\$70,518,420.60
* Background Investigations conducted by Special Investigators who are former/retired agents working as contractors.	54.00	704.00

# Investigative Hours Expended YTD FY2023



# Crime Lab

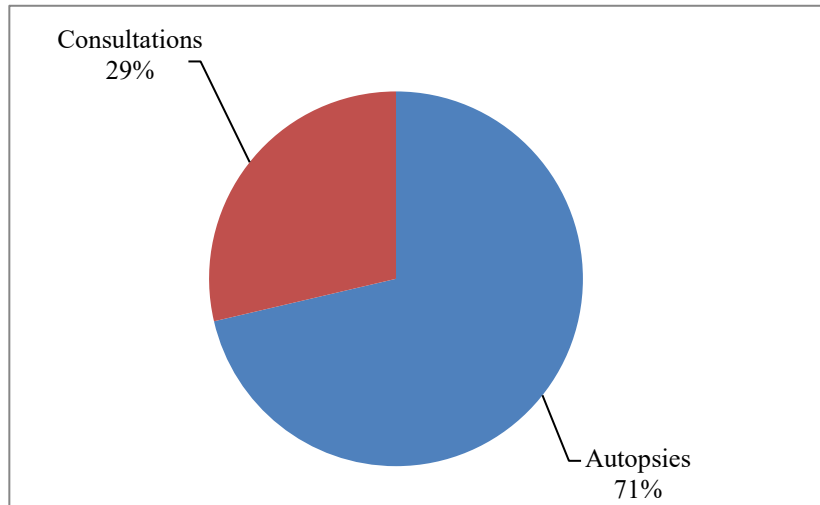
---

## Medical Examiners (includes all laboratories)

	October 2022	FY2023 YTD
Autopsies	326	1,303
Consultations	123	523
<b>Total ME Cases Managed</b>	<b>449</b>	<b>1,826</b>

Percentage of Cases Released in 90 days: 67%

### Medical Examiner Activity, FY2023




---

### Confirmed CODIS Hits for October 2022

State Offender Hits	61
State Forensic Hits	7
National Offender Hits	23
National Forensic Hits	4
<b>Total</b>	<b>95</b>

### Samples entered CODIS for October 2022 – 1,903

#### Profiles in CODIS

Forensic Casework Profiles	27,373
Convicted Offender Profiles	415,961
Missing Person/Unidentified Human Remain Profiles	11
Staff/QC File	590
<b>Total</b>	<b>443,935</b>



## Laboratory Production

---

### Report Turnaround for October 2022

	# Released in 45 Days	Total Released	% Released in 45 Days
Laboratory			
Headquarters - Atlanta	2,453	5,449	45%
Central Regional - Macon	6	77	8%
Coastal Regional - Savannah	292	868	34%
Eastern Regional - Augusta	413	571	72%
Northeastern Regional	64	1,940	3%
Southwestern Regional - Moultrie	53	241	22%
Western Regional - Columbus	25	129	19%
<b>System-wide Totals</b>	<b>3,306</b>	<b>9,275</b>	<b>36%</b>

*Note: 65.6% Casework Reports were released within 90 days.*

### Report Turnaround for Year-to-Date, FY2023

	# Released in 45 Days	Total Released	% Released in 45 Days
Laboratory			
Headquarters - Atlanta	9,769	18,818	52%
Central Regional - Macon	35	448	8%
Coastal Regional - Savannah	1,092	3,675	30%
Eastern Regional - Augusta	1,622	2,478	66%
Northeastern Regional	4,762	9,011	53%
Southwestern Regional - Moultrie	137	671	20%
Western Regional - Columbus	153	589	26%
<b>System-wide Totals</b>	<b>17,570</b>	<b>35,690</b>	<b>49%</b>

### Crime Lab Reports Processed for October 2022

<b>Department</b>	<b>Requested</b>	<b>Total Released</b>
Chemistry (includes Drug ID)	2,502	3,152
Firearms	395	277
Forensic Biology	2,317	2,590
Impressions	4	4
Latent Prints	95	132
Medical Examiners	554	449
Operations Support	0	0
Toxicology	2,778	3,014
Trace Evidence	95	106
<b>Total</b>	<b>8,740</b>	<b>9,724</b>

### Crime Lab Reports Processed FY2023

<b>Department</b>	<b>Requested</b>	<b>Total Released</b>
Chemistry (includes Drug ID)	13,267	10,369
Firearms	1,246	800
Forensic Biology	11,926	11,422
Impressions	9	24
Latent Prints	581	633
Medical Examiners	2,206	1,831
Operations Support	0	0
Toxicology	11,922	12,066
Trace Evidence	388	376
<b>Total</b>	<b>41,545</b>	<b>37,521</b>

# Georgia Crime Information Center

---

October 2022

## NCIC SERVICES

### CJIS Network Statistics

System Uptime: 100%

Messages Processed: 94,092,748

### CJIS Operations

#### 1. Sex Offender Registry

	Month	FY2023	Database Totals
Records Added	129	551	36,860

#### 2. Protection Order Registry

	Month	FY2023	Database Totals
Records Added	2,855	11,894	183,572

#### 3. Off-Line Search Requests

Type of Request	Month	FY2023
Administrative (Criminal Justice Agency)	3	28
Open Records	0	1
Subpoena	0	2
Media	0	0
Possible CJIS Security Violations	5	14

### CJIS Audits

GCIC conducted 37 CJIS Audits this month.

**INFORMATION SERVICES**  
*Criminal History Identification Services*

**1. Criminal Fingerprint Transactions Received**

	Month	FY2023
Submissions	34,175	140,103
Submissions w/Palms	15,715	65,452
Submissions w/Photos	11,523	46,661

Transactions processed within 2 hours of receipt: 96%

**2. Applicant Fingerprint Transactions Received**

	Month	FY2023
Submissions	37,621	174,117

Transactions processed with 24 hours of receipt: 100%

**3. Final Dispositions Received**

	Month	FY2023
Local Agency	66,068	262,149
GCIC	518	1,452
TOTAL	66,586	263,601

**4. Rapid Identification (Rapid ID) Transactions**

	Month	FY2023
Submissions	1,199	4,488
AFIS Hits	45%	43%
NCIC Hits	50%	50%
FBI RISC Hits	10%	10%

**5. Non-Criminal Justice Audits, Visits and Trainings**

	Month	FY2023
In Compliance	19	79
Out of Compliance	14	58
TOTAL AUDITS	33	137
Agency Visits	-	26
Training Attendees	153	276
Trainings	16	47

## 6. Rap Back Activity

	Month	FY2023
Subscriptions Created	4,769	20,956
Triggering Events	762	2,545

## 7. Latent Print AFIS Activities

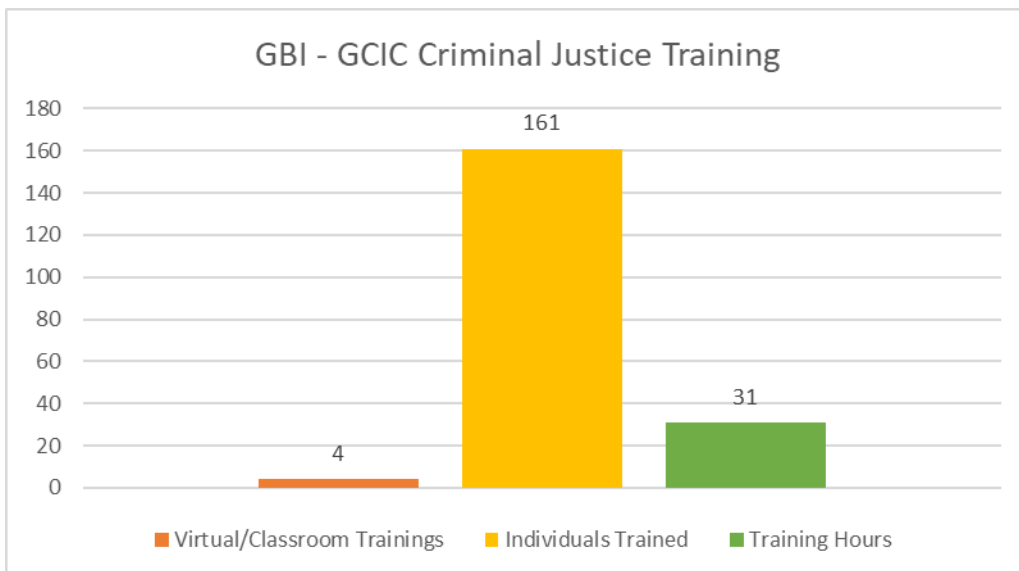
	Month	FY2023
Latent Hits	29	177


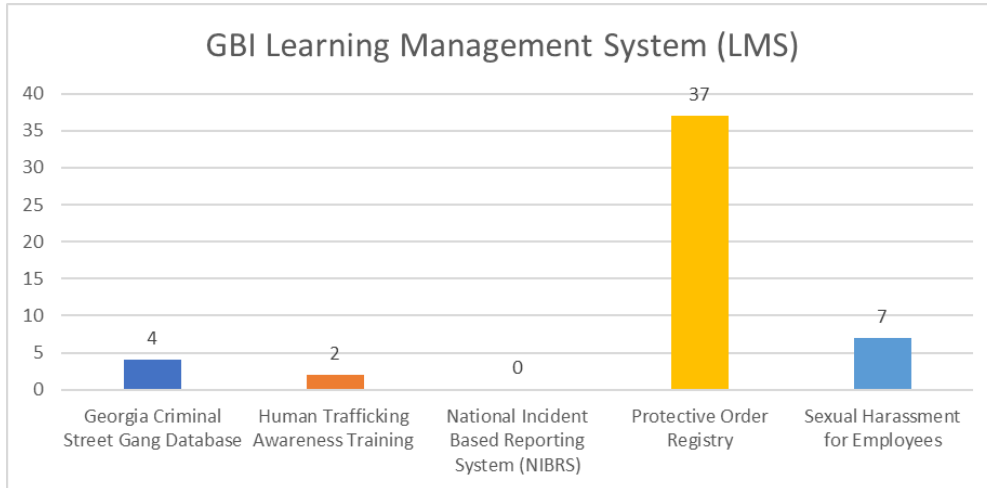
# PLANS AND PROGRAM DEVELOPMENT

## CUSTOMER SUPPORT & TRAINING

**Project Description** - The Customer Support Training group provides training in GCIC programs, GCIC applications, and GCIC/FBI compliance to criminal justice agencies across the State of Georgia. The group extends the option to receive classroom training or training within an e-Learning environment.

**Monthly Update** - The Training Staff handled 1033 emails, 85 phone calls, 24 crystal reports and managed LMS user account additions. Multiple webinars and one-on-one trainings are being completed to meet State of Georgia training needs.





**GEORGIA APPLICANT PROCESSING SERVICE (GAPS) PROJECT**

**Project Description** - The Information Services section of GCIC is seeking to obtain the services of a qualified and experienced vendor to provide an applicant fingerprinting solution that will electronically capture and submit applicant fingerprints to the Automated Fingerprint Identification System (AFIS). The selected vendor shall also handle receiving fingerprint search results and disseminating results to the requestor.

**Monthly Update** - Backgrounds for FieldPrint staff have been completed. Requirements gathering continues and the GBI fingerprint kiosk is scheduled for delivery next month.

## **GEORGIA LAW ENFORCEMENT MESSAGE SWITCH (GLEMS)**

**Project Description** - The message switch provides a means of communication between federal, state, and local law enforcement agencies throughout the state of Georgia, the United States, and other countries, and to take advantage of new features and advances in technology. GCIC is looking to upgrade or replace this system.

**Monthly Update** - Application testing continues, and some metro header vendors were able to successfully connect to the new test system.

## **HUMAN RESOURCE (HR) TIMESHEET PROJECT**

**Project Description** - Enhancement of the application used by non-sworn units of the GBI for tracking time.

**Monthly Update** - There are no updates this reporting period.

## **NATIONAL SEX OFFENDER REGISTRY (NSOR) NOTIFICATION PROJECT**

**Project Description** - The NSOR project will provide Georgia Department of Early Care and Learning (DECAL) the ability to receive NSOR responses as a part of the criminal history background check, in compliance with Federal, state, and local laws to make complete/accurate fitness determinations.

**Monthly Update** - There are no updates this reporting period.

## **RAP BACK PROJECT**

**Project Description** - The Rap Back (RB) project will provide the ability to receive ongoing status notifications of criminal history activity reported on individuals holding positions of trust. Georgia's Rap Back System will include the retention of applicant fingerprints, the implementation of an FBI Rap Back Subscription on such prints, and the creation of a validation process for authorized entities to manage such subscriptions.

**Monthly Update** - Updates are provided under the GAPS section.

## **SERVER REFRESH**

**Project Description** - GBI is working in collaboration with GTA with the replacement, installation and configuration of several server hardware replacements and software installs.

**Monthly Update** - There are no updates this reporting period.