

**Georgia Bureau of Investigation
June Monthly Report
FY2022**



**Presented to the Board of Public Safety
August 11, 2022**

**D. Victor Reynolds
Director**

Table of Contents

I.	Staffing and Backlog.....	3 – 4
II.	Administration	
	Office of Privacy & Compliance/Open Records	
	Personnel	
	Staff Services.....	5
III.	Investigative Division.....	6 – 9
IV.	Crime Lab.....	10 – 12
V.	Georgia Crime Information Center.....	13 – 17

Vacant State Positions FY2022

	Jul	Aug	Sept	Oct	Nov	Dec	Jan	Feb	Mar	Apr	May	Jun
Total Vacant Positions in DOFS	40	37	29	26	24	29	34	40	39	44	40	35
Vacant Scientist Positions	28	27	21	20	20	22	24	27	27	28	23	30
Total Vacant Positions in GCIC	2	2	2	3	2	2	2	2	2	2	2	4
Total Vacant Positions in Admin	8	6	7	8	7	8	8	8	8	8	8	8
Vacant Sworn Agent Positions	19	20	21	25	25	26	27	28	29	32	21	29
Total Vacant Positions In the Investigative Division	32	30	30	35	37	37	37	35	39	41	28	32

DOFS Backlog Chart – FY 2022
Unworked Reports over 30 Days Old

Discipline	Jul	Aug	Sep	Oct	Nov	Dec	Jan	Feb	Mar	Apr	May	Jun
Chemistry	20,954	21,758	22,147	22,150	22,830	22,996	23,762	24,301	25,294	26,241	26,683	27,973
Data Conversion	0	0	0	0	0	0	0	0	0	0	0	0
Firearms	2,001	2,112	2,192	2,394	2,565	2,666	2,695	2,672	2,651	2,689	2,767	2,872
Forensic Biology	6,437	6,282	6,431	6,344	6,113	6,000	5,693	5,503	5,281	5,549	6,688	5,957
Impressions	25	22	15	23	21	22	25	26	29	32	33	32
Latent Prints	85	65	61	68	75	84	90	84	64	60	60	66
Miscellaneous Services	0	0	0	0	0	0	0	0	0	0	0	0
Operations Support	0	0	0	0	0	0	0	0	0	0	0	0
Toxicology	1,109	1,047	1,266	1,240	1,437	1,727	1,747	1,316	1,332	1,419	1,505	1,218
Trace Evidence	511	468	464	465	474	454	454	467	504	507	508	506
Total	31,122	31,754	32,576	32,684	33,515	33,949	34,466	34,369	35,155	36,497	38,244	38,624

MEO Backlog Chart - FY2022
(Medical Examiner data is calculated as >90 days from the date of examination in accordance with
National Association of Medical Examiner accreditation standards.)

Discipline	Jul	Aug	Sep	Oct	Nov	Dec	Jan	Feb	Mar	Apr	May	Jun
Medical Examiners	283	340	337	353	438	496	479	494	478	500	445	409

Total DOFS & MEO	31,405	32,094	32,913	33,037	33,953	34,445	34,945	34,863	35,633	36,997	38,689	39,033
-----------------------------	---------------	---------------	---------------	---------------	---------------	---------------	---------------	---------------	---------------	---------------	---------------	---------------

GBI Administration

Office of Privacy & Compliance/Open Records

	<u>June 2022</u>	<u>Total FY2022</u>
Open Records Request	384	5,200
Archives	26	311

Personnel

Employee Totals

June 2022

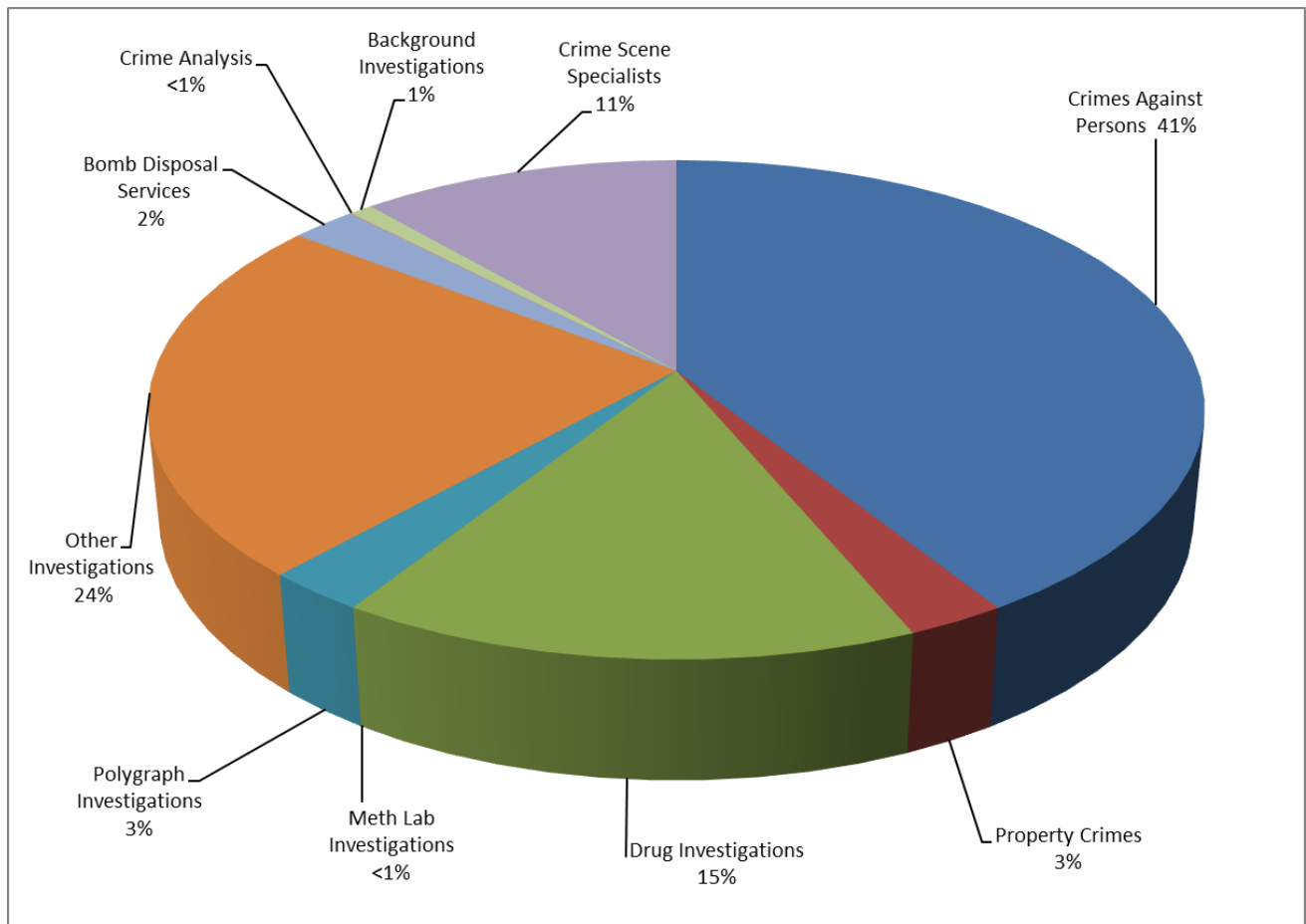
	State Funded Positions	Grant Funded Positions	<i>Total</i>
Investigative Division	395	36	<i>431</i>
Georgia Crime Information Center	23	92	<i>115</i>
Division of Forensic Sciences	321	35	<i>356</i>
Administration	44	5	<i>49</i>
<i>Total</i>	<i>783</i>	<i>168</i>	<i>951</i>

	Total State Funded Positions Vacant	State Funded Vacancies Under Active Recruitment
Investigative Division	32	7
Georgia Crime Information Center	4	2
Division of Forensic Sciences	35	17
Administration	8	5
<i>Total</i>	<i>79</i>	<i>31</i>

INVESTIGATIVE DIVISION

	June 2022	Fiscal YTD
Total Sworn Employees	293 (filled-includes grant)	
Total Investigative Hours Expended	33,074.75	368,129.75
Crimes Against Persons, includes	12,709.75	150,999.00
Death Investigations	5,489.00	67,351.00
Child Abuse	4,248.75	53,128.75
Sex Crimes	381.00	4,268.00
Missing Persons	185.00	1,884.50
Assault, Kidnapping, Robbery, Terrorist Acts, Fugitive, Human Trafficking, etc.	2,406.00	24,366.75
Property Crimes, including Theft, Burglary, Forgery	839.00	9,722.50
Drug Investigations	5,216.00	56,576.00
Meth Lab Investigations	0.00	8.00
Polygraph Examinations	1,042.00	9,871.00
* Background Investigations	92.00	3,034.00
Other Investigations, including Preliminary Investigations	9,086.00	87,175.25
Bomb Disposal Services	680.00	8,639.00
Crime Analysis	6.00	214.00
Crime Scene Specialists	3,404.00	41,891.00
All figures above represent Sworn Investigative Hours		
Total Seizures	\$2,648,444.60	\$153,875,191.25
* Background Investigations conducted by Special Investigators who are former/retired agents working as contractors.	284.00	2,840.00

Investigative Hours Expended YTD FY2022



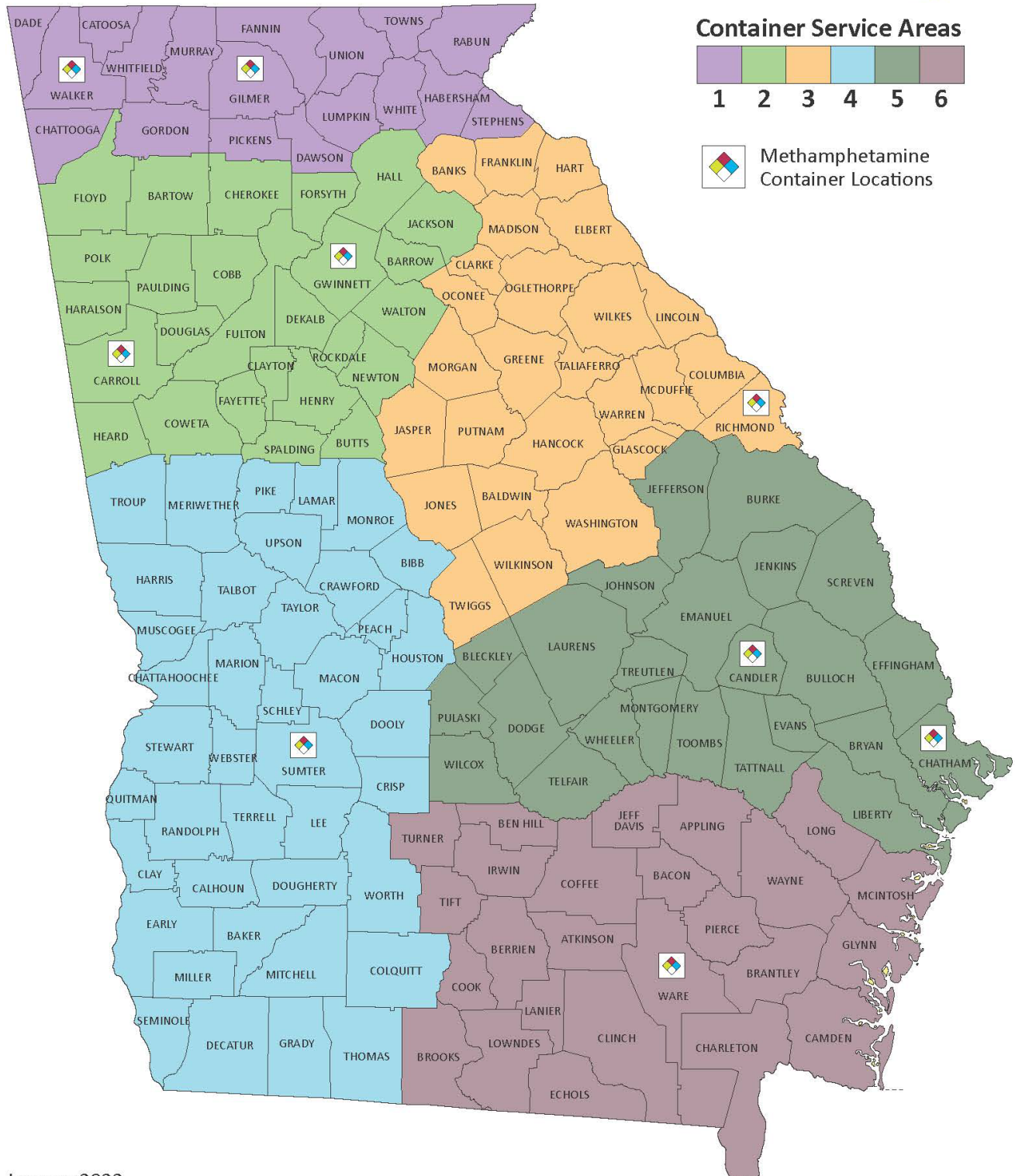
Georgia Authorized Central Storage (ACS) Program Update

<https://gbi.georgia.gov/meth-container-program>

4th Quarter FY2022 (April 1 to June 30, 2022)

During the 4th quarter, local and state law enforcement agencies used the Georgia ACS program to store and dispose of hazardous waste from 2 clandestine drug labs. The processing and packaging materials resulted in 5 hazardous waste containers with a total volume of 100 gallons. The total weight of the hazardous waste was 69 pounds.

State of Georgia Methamphetamine Container Program



January 2022

Crime Lab

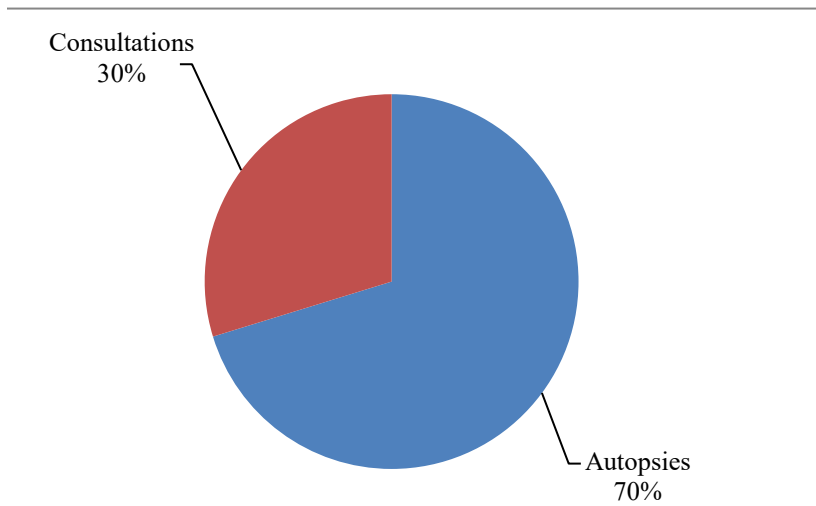
Medical Examiners (includes all laboratories)

	June 2022	FY2022 YTD
Autopsies	492	4,502
Consultations	124	1,906
Total ME Cases Managed	616	6,408

Clayton County Death Certificates	0	6
-----------------------------------	---	---

Percentage of Cases Released in 90 days: 50.9%

Medical Examiner Activity, FY2022



Confirmed CODIS Hits for June 2022

State Offender Hits	39
State Forensic Hits	0
National Offender Hits	4
National Forensic Hits	0
Total	43

Samples entered CODIS for June 2022 – 2,748

Profiles in CODIS

Forensic Casework Profiles	26,751
Convicted Offender Profiles	408,114
Missing Person/Unidentified Human Remains Profiles	11
Staff/QC File	588
Total	435,464

Laboratory Production

Report Turnaround for June 2022

	# Released in 45 Days	Total Released	% Released in 45 Days
Laboratory			
Headquarters - Atlanta	2,194	4,009	55%
Central Regional - Macon	11	116	10%
Coastal Regional - Savannah	318	780	41%
Eastern Regional - Augusta	92	475	19%
Northeastern Regional	84	2,687	3%
Southwestern Regional - Moultrie	44	150	29%
Western Regional - Columbus	65	163	40%
System-wide Totals	2,808	8,380	34%

Note: 69.1% Casework Reports were released within 90 days.

Report Turnaround for Year-to-Date, FY2022

	# Released in 45 Days	Total Released	% Released in 45 Days
Laboratory			
Headquarters - Atlanta	27,595	48,150	57%
Central Regional - Macon	193	2,732	7%
Coastal Regional - Savannah	3,559	9,293	38%
Eastern Regional - Augusta	2,599	5,998	43%
Northeastern Regional	16,886	22,352	76%
Southwestern Regional - Moultrie	294	1,836	16%
Western Regional - Columbus	574	2,185	26%
System-wide Totals	51,700	92,546	56%

Crime Lab Reports Processed for June 2022

Department	Requested	Total Released
Chemistry (includes Drug ID)	3,743	1,864
Firearms	284	142
Forensic Biology	2,254	3,116
Impressions	5	5
Latent Prints	180	177
Medical Examiners	542	616
Operations Support	0	0
Toxicology	3,130	2,990
Trace Evidence	94	86
Total	10,232	8,996

Crime Lab Reports Processed FY2022

Department	Requested	Total Released
Chemistry (includes Drug ID)	35,067	26,508
Firearms	2,996	1,774
Forensic Biology	28,545	27,566
Impressions	58	48
Latent Prints	1,850	1,867
Medical Examiners	6,637	6,620
Operations Support	0	0
Toxicology	34,109	33,663
Trace Evidence	1,161	1,120
Total	110,423	99,166

Georgia Crime Information Center

June 2022

NCIC SERVICES

CJIS Network Statistics

System Uptime: 100%

Messages Processed: 87,216,901

CJIS Operations

1. Sex Offender Registry

	Month	FY2022	Database Totals
Records Added	145	1,650	36,457

2. Protection Order Registry

	Month	FY2022	Database Totals
Records Added	2,962	31,614	171,241

3. Off-Line Search Requests

Type of Request	Month	FY2022
Administrative (Criminal Justice Agency)	7	117
Open Records	0	14
Subpoena	0	0
Media	0	0
Possible CJIS Security Violations	5	37

CJIS Audits

GCIC conducted 39 CJIS Audits this month.

INFORMATION SERVICES

1. Criminal Fingerprint Transactions Received

	Month	FY2022
Submissions	34,308	389,186
Submissions w/Palms	15,873	179,307
Submissions w/Photos	11,281	126,060

Transactions processed within 2 hours of receipt: 97%

2. Applicant Fingerprint Transactions Received

	Month	FY2022
Submissions	43,420	537,783

Transactions processed with 24 hours of receipt: 100%

3. Final Disposition Received

	Month	FY2022
Local Agency	60,237	694,651
GCIC	332	4,501
TOTAL	60,569	699,152

4. RAPID Identification Transactions

	Month	FY2022
Submissions	1,913	24,550
AFIS Hits	61%	64%
NCIC Hits	49%	49%
FBI RISC Hits	11%	10%

5. Non-Criminal Justice Audits, Visits and Trainings

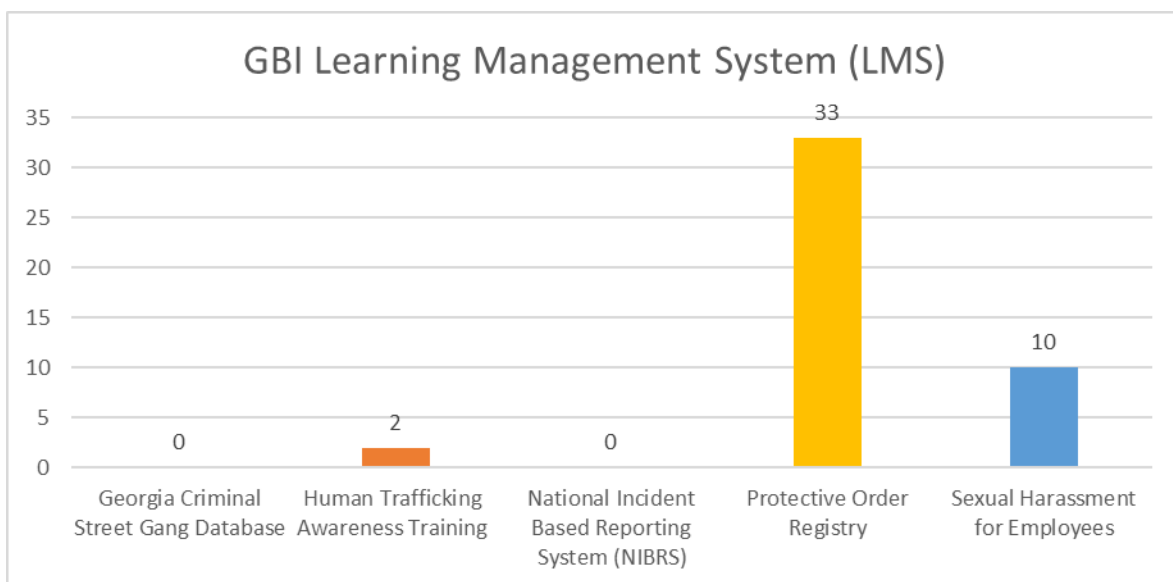
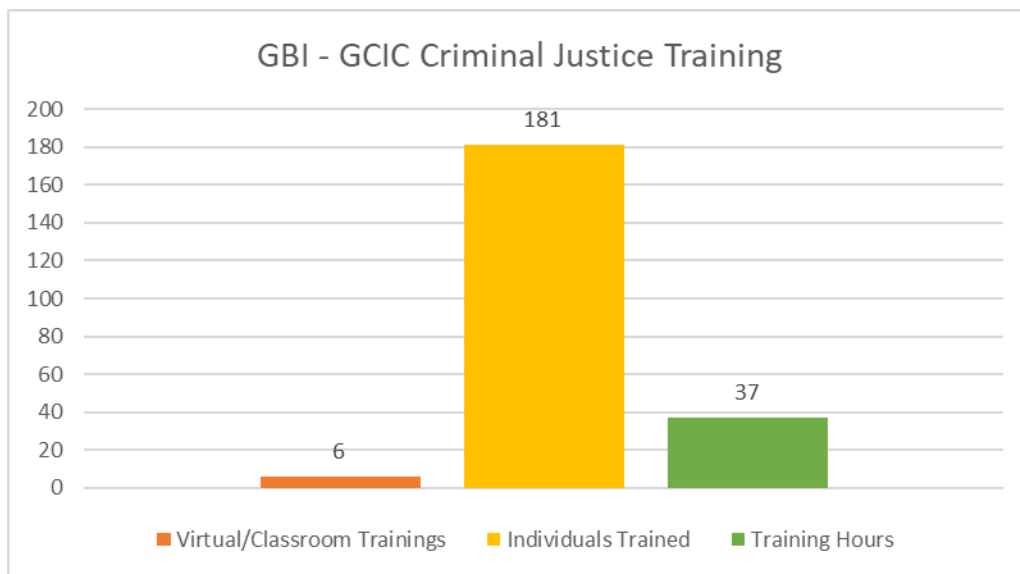
	Month	FY2022
In Compliance	44	308
Out of Compliance	23	270
TOTAL AUDITS	67	548
Advisement Memos	-	-
Agency Visits	14	68
Attendees	13	143
Trainings	9	75


PLANS AND PROGRAM DEVELOPMENT

CUSTOMER SUPPORT & TRAINING

Project Description - The Customer Support Training group provides training in GCIC programs, GCIC applications, and GCIC/FBI compliance to criminal justice agencies across the State of Georgia. The group extends the option to receive classroom training or training within an e-Learning environment.

Monthly Update - The Training Staff handled 895 emails, 122 phone calls, 24 crystal reports and managed LMS user account additions. Multiple webinars and one-on-one trainings are being completed to meet State of Georgia training needs.





GEORGIA APPLICANT PROCESSING SERVICE (GAPS) PROJECT

Project Description - The Information Services section of GCIC is seeking to obtain the services of a qualified and experienced vendor to provide an applicant fingerprinting solution that will electronically capture and submit applicant fingerprints to the Automated Fingerprint Identification System (AFIS). The selected vendor shall also handle receiving fingerprint search results and disseminating results to the requestor.

Monthly Update - Project planning continues for the overall GAPS system.

GEORGIA LAW ENFORCEMENT MESSAGE SWITCH (GLEMS)

Project Description - The message switch provides a means of communication between federal, state, and local law enforcement agencies throughout the state of Georgia, the United States, and other countries, and to take advantage of new features and advances in technology. GCIC is looking to upgrade or replace this system.

Monthly Update - The team meets weekly to review the project. UAT for the interfaces is in progress.

HUMAN RESOURCE (HR) TIMESHEET PROJECT

Project Description - Enhancement of the application used by non-sworn units of the GBI for tracking time.

Monthly Update - Requested changes from the demo feedback are pending completion. Development work will resume mid to late June.

NATIONAL SEX OFFENDER REGISTRY (NSOR) NOTIFICATION PROJECT

Project Description - The NSOR project will provide Georgia Department of Early Care and Learning (DECAL) the ability to receive NSOR responses as a part of the criminal history background check, in compliance with Federal, state, and local laws to make complete/accurate fitness determinations.

Monthly Update - Planning meetings to determine next steps for the project are taking place. The GBI project team will map out requirements to complete modifications to the GBI system to establish a process for NSOR notifications to be provided to DECAL.

RAP BACK PROJECT

Project Description - The Rap Back (RB) project will provide the ability to receive ongoing status notifications of criminal history activity reported on individuals holding positions of trust. Georgia's Rap Back System will include the retention of applicant fingerprints, the implementation of an FBI Rap Back Subscription on such prints, and the creation of a validation process for authorized entities to manage such subscriptions.

Monthly Update - Planning meetings to determine next steps for the project are being held.

SERVER REFRESH

Project Description - GBI is working in collaboration with GTA with the replacement, installation and configuration of several server hardware replacements and software installs.

Monthly Update - The CCH migration of data (in development) is in progress. GBI continues to work with Unisys and the CCH vendor on the migration and the next step is to install the NameSearch feature. Both GBI and the CCH vendor are working with Experian to get the NameSearch installed on the new CCH server.