

**Georgia Bureau of Investigation
June Monthly Report
FY2013**



**Presented to the Board of Public Safety
No Meeting Scheduled for August 2013**

**Vernon M. Keenan
Director**

Table of Contents

I.	Staffing and Backlog.....	3 - 4
II.	Administration	
	Office of Privacy & Compliance/Open Records	
	Personnel	
	Staff Services.....	5
III.	Investigative Division.....	6 - 8
IV.	Crime Lab.....	9 - 11
V.	Georgia Crime Information Center.....	12 - 17

Vacant State Positions FY2013

	Jul	Aug	Sept	Oct	Nov	Dec	Jan	Feb	Mar	Apr	May	Jun
Total Vacant Positions in DOFS	36	25	27	27	29	31	26	25	21	20	24	30
Vacant Scientist Positions	25	15	15	16	18	18	14	15	11	10	11	17
Total Vacant Positions in GCIC	1	2	3	4	6	6	6	10	11	12	15	19
Total Vacant Positions in Admin	4	4	4	4	4	4	4	4	5	5	6	10
Vacant Sworn Agent Positions	19	20	20	20	21	22	25	27	28	28	29	30
Total Vacant Positions In the Investigative Division	30	31	30	30	30	31	36	38	40	40	43	49

DOFS Backlog Chart
Unworked Cases over 30 Days Old
FY2013

Discipline	Jul	Aug	Sep	Oct	Nov	Dec	Jan	Feb	Mar	Apr	May	Jun
Chemistry	1,487	1,226	2,230	2,164	1,902	1,626	1,189	703	548	645	492	316
Firearms	1,231	1,200	1,176	1,084	917	849	748	719	592	553	460	423
Forensic Biology	949	743	806	929	1,143	1,248	886	769	692	581	449	429
Latent Fingerprints	1,081	1,066	1,127	1,177	1,201	1,239	1,234	1,230	1,247	1,143	965	923
Medical Examiners	127	109	110	139	106	122	137	137	131	138	149	134
Miscellaneous Services	1	1	1	0	0	0	0	0	0	0	0	0
Questioned Docs/Photography	312	313	310	307	308	306	298	279	268	251	243	232
Toxicology	942	1,070	908	983	910	895	553	780	684	678	598	515
Trace Evidence	200	181	160	148	144	121	97	82	51	45	61	74
Total	6,330	5,909	6,828	6,931	6,631	6,406	5,142	4,699	4,213	4,034	3,417	3,046

GBI Administration

Office of Privacy & Compliance/Open Records

	<u>June 2013</u>	<u>Total FY2013</u>
Open Records Request	269	3,162
Archives	13	420

Personnel

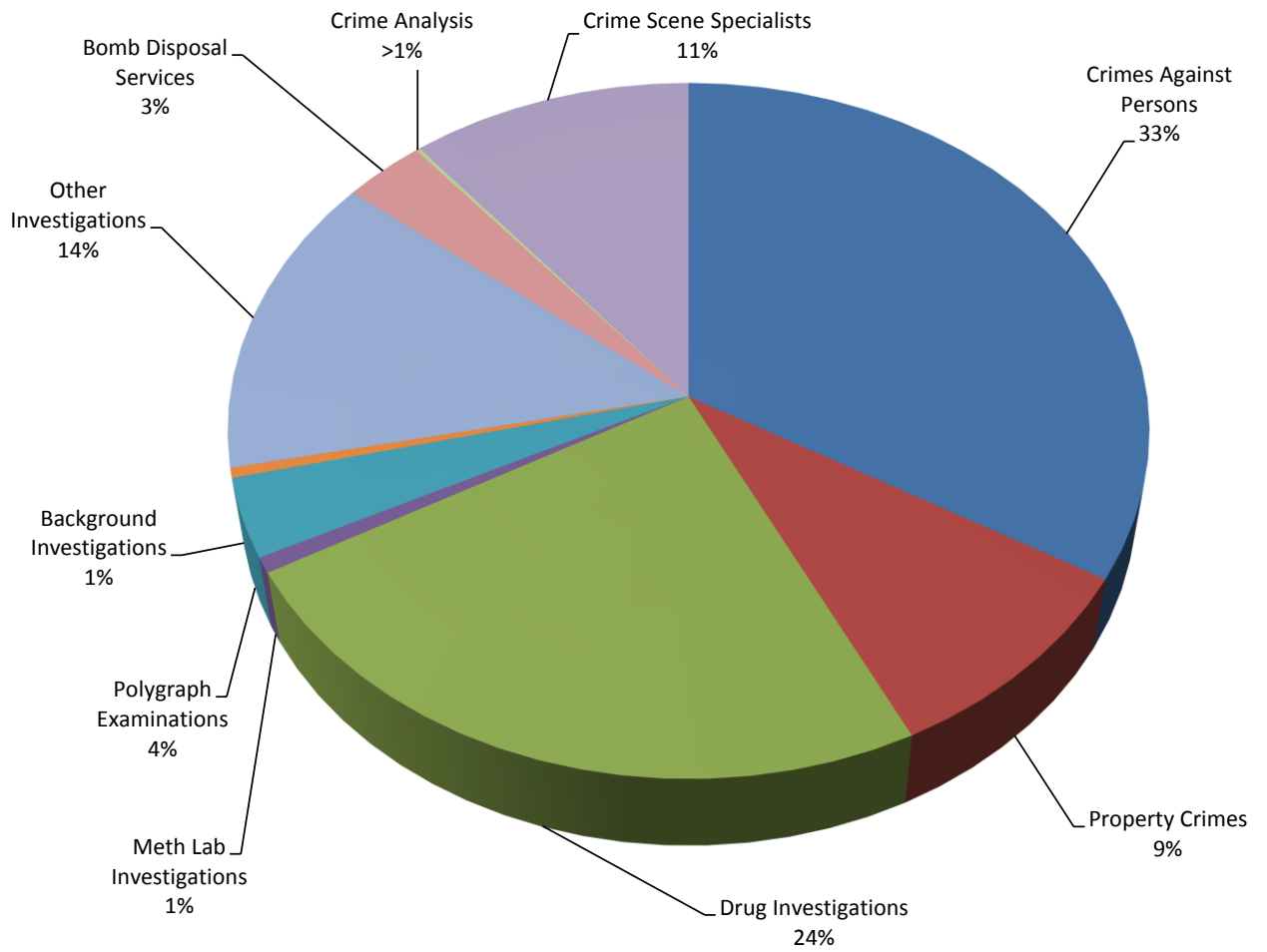
Employee Totals	June 2013			Current Vacancies*
	Positions		Total	
	State Funded	Grant Funded	Total	
Investigative Division	325	34	359	49
Georgia Crime Information Center	91	14	105	19
Division of Forensic Sciences	282	18	300	30
Administration	45	0	45	10
Bureau Total	743	66	809	108

*Vacancies are State Funded Positions

INVESTIGATIVE DIVISION

	June 2013	Fiscal YTD
Total Sworn Employees	239 (filled-includes grant)	
Total Investigative Hours Expended	27,447.75	321,875.65
Crimes Against Persons, includes	8,654.50	107,545.95
Death Investigations	4,746.00	53,457.50
Child Abuse	1,904.50	26,763.95
Sex Crimes	432.00	4,940.00
Missing Persons	48.00	910.00
Assault, Kidnapping, Robbery, Terrorist Acts, Fugitive, Human Trafficking, etc.	1,524.00	21,474.50
Property Crimes, including Theft, Burglary, Forgery	2,093.00	29,831.50
Drug Investigations	7,279.00	77,979.00
Meth Lab Investigations	209.00	2,316.00
Polygraph Examinations	1,179.00	11,771.00
Background Investigations	275.00	1,508.00
Other Investigations, including Preliminary Investigations	3,577.75	45,246.70
Bomb Disposal Services	892.00	10,153.00
Crime Analysis	59.50	494.50
Crime Scene Specialists	3,229.00	35,030.00
All figures above represent Investigative Hours		
Total Seizures	\$526,753.00	\$154,315,557.73

Investigative Hours Expended YTD FY2013



Meth Lab Waste Disposal Grant

Total amount of grant beginning February 2012: \$401,000.00

Additional funding adding in September 2012: \$200,000.00

Additional funding adding in March 2013: \$194,257.00

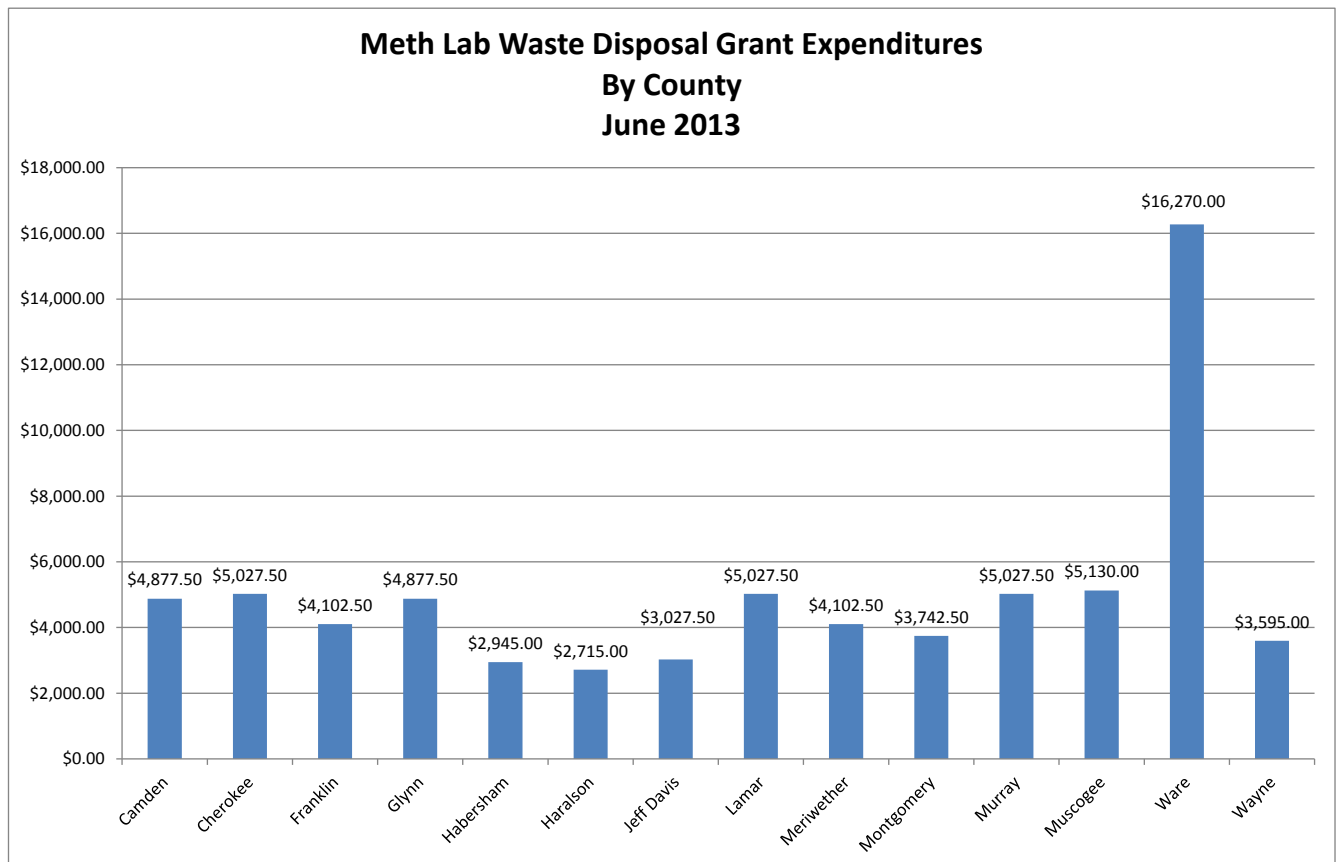
Additional funding adding in June 2013: \$100,000.00

Total funding available: \$895,257.00

Total expended through June 2013: \$855,771.50

Total remaining: \$39,485.50

Total Expended in June 2013: \$70,467.50

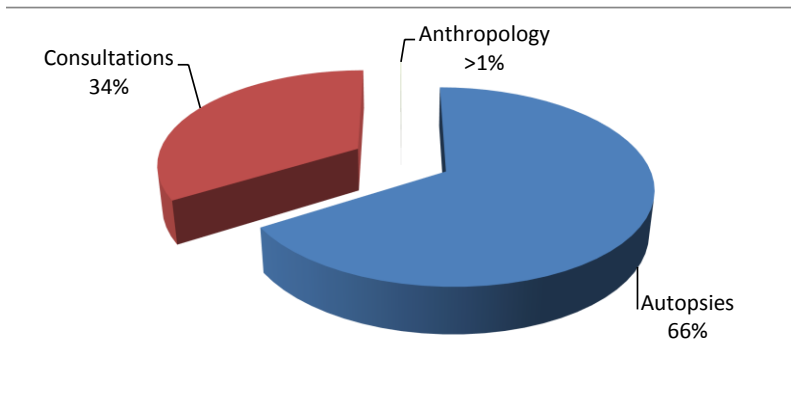


Crime Lab

Medical Examiners (includes all laboratories)

	June 2013	FY2013 YTD
Autopsies	235	3,216
Consultations	120	1,545
Anthropology	0	0
Total ME Cases Managed	355	4,761
Clayton County Death Certificates	53	476

Medical Examiner Activity, FY2013



Confirmed CODIS Hits for June 2013

State Offender Hits	42
State Forensic Hits	8
National Offender Hits	13
National Forensic Hits	0
Total	63

Samples entered into CODIS for June 2013 – 1,757

Profiles in CODIS

Forensic Casework Profiles	14,127
Convicted Offender Profiles	260,828
Missing Person/Unidentified Human Remain Profiles	21
Total	274,976

Laboratory Production

Case Turnaround for June 2013

	# Released in 45 Days	Total Released	% Released in 45 Days
Laboratory			
Headquarters - Atlanta	3,279	4,301	76%
Central Regional - Macon	216	250	86%
Coastal Regional - Savannah	495	556	89%
Eastern Regional - Augusta	200	219	91%
Northeastern Regional	1,302	1,323	98%
Southwestern Regional - Moultrie	236	274	86%
Western Regional - Columbus	196	213	92%
System-wide Totals	5,924	7,136	83%

Note: 87.9% Casework Reports were released within 90 days.

Case Turnaround for Year-to-Date, FY2013

	# Released in 45 Days	Total Released	% Released in 45 Days
Laboratory			
Headquarters - Atlanta	30,323	48,619	62%
Central Regional - Macon	2,157	2,906	74%
Coastal Regional - Savannah	4,213	5,958	71%
Eastern Regional - Augusta	2,909	3,555	82%
Northeastern Regional	21,404	23,483	91%
Southwestern Regional - Moultrie	1,854	2,596	71%
Western Regional - Columbus	2,760	3,414	81%
System-wide Totals	65,620	90,531	72%

Crime Laboratory Cases Processed for June 2013

Department	Requested	Total Released
Chemistry (includes Drug ID)	2,314	2,436
Firearms	249	419
Forensic Biology	2,073	1,960
Latent Prints	170	166
Medical Examiners	365	411
Questioned Documents/Photography	5	7
Toxicology	2,031	2,078
Trace Evidence	102	70
Total	7,309	7,547

Crime Laboratory Cases Processed FY2013

Department	Requested	Total Released
Chemistry (includes Drug ID)	26,804	28,197
Firearms	5,153	6,418
Forensic Biology	28,223	28,099
Latent Prints	2,195	1,979
Medical Examiners	4,763	4,675
Questioned Documents/Photography	61	83
Toxicology	24,346	24,629
Trace Evidence	1,061	1,126
Total	92,606	95,206

Georgia Crime Information Center

JUNE 2013

1. SYSTEM AVAILABILITY:

	AFIS	Enterprise Network Infrastructure	GoNET/2200	IBM System	NCIC Files	NICS	NLETS
Max Hours Possible for Month	720.00	720.00	720.00	720.00	720.00	720.00	720.00
Downtime (Hours)	3.50	45.00	0.00	4.00	4.00	4.00	4.00
Degraded (Hours)	0.00	0.00	0.00	0.00	0.00	0.00	0.00
Percent Available for Month	99.51%	93.75%	100%	99.44%	99.40%	99.44%	99.44%

2. AUDITS:

During the reporting month there were **47** full service audits conducted. There were **13** on-site audits conducted for agencies obtaining “inquiry only” from the CJIS network; **3** criminal justice E-Audits; **44** non-criminal justice audits. The total number of audits conducted during **FY2013: 821**.

3. TRAINING:

GCIC personnel provided **642.50** hours of training to **1,683** criminal justice agency employees during the month.

4. AFIS REPLACEMENT

Project Description: GCIC has replaced the Georgia Bureau of Investigation’s 22 year old Automated Fingerprint Identification System (AFIS). The AFIS replacement enhanced fingerprint identification services to permit identification of criminals more rapidly through the use of state of the art alternative search methods and information sharing. Phase II of the project focuses on the Image Archive system expansion. The expansion allows divisions within GBI to store documents and easily retrieve when needed.

Monthly Update: A Statement of Work (SOW) for the Image Archive was signed by NEC and GCIC. During this reporting period the following occurred:

- On-site NEC engineer continues to work through bugs found while testing IA software and scanning solution with the Rancho Cordova staff.

5. SEX OFFENDER REGISTRY RE-DESIGN PROJECT

Project Description: In October 2012, GBI implemented a new sex offender management application, Sex Offender Registry Tool (SORT). SORT is a more modernized system that uses the latest web technologies to provide local law enforcement access to centralized up-to-date information of sex offenders in their jurisdictions. Local agency staff has direct access to offender data with limited administrative authority to manage users.

The remaining phases of the project are the implementation of the Public Sex Offender Registry using the current (SORT) database and the integration of the SORT with the Department of Corrections’ SCRIBE system. Additional phases also include the integration of the SORT system with the newly enhanced Automated Fingerprint Identification System’s Image Archive (AFIS/IA) and customized photo and reporting enhancements.

Monthly Update: The Application Development Support unit and the Sex Offender unit continue to monitor SORT transactions.

Progress on the customization of the SORT Public Website continues. The Application Support group has submitted work order tickets to IBM for assistance with connectivity changes that need to be made to the system such as connecting the Public Website URL and Geocoding application in SORT. IBM and GBI continue to work to resolve the URL connectivity issue.

6. SERVER CONSOLIDATION PROJECT

Project Description: The Georgia Technology Authority (GTA) will be consolidating production, test and developmental servers to the NADC. Consolidation and virtualization will enable the state to reduce the number of servers being supported. The team will identify which servers can be consolidated and the timeframe to complete the move.

Monthly Update: We are now on a once a month schedule for the SCON Business Council meetings. The last meeting was held on June 19, 2013. The next scheduled Business Council meeting will be on July 17, 2013.

Accomplishments This Reporting Period

- On-going progress by Agency on Protective Order Registry application
- On-going progress by Agency on LEMS and CCH applications
- On-going progress closing technical issues related to application remediation

Planned Accomplishments – Tasks in Progress

- Finish Application Installs & remediation
- Begin UAT

Project Issues / Risks and Mitigation

- A workshop has been scheduled with IBM MW team, DBA's and CourtView to remediate the MW configuration for the CCH Web/App servers to access the CCH DB.

Issues with Mitigation Plan: T01 – Protective Order Registry, Impact will extend project production cut over. The cut is currently scheduled October 11, 2013.

Risks:

- The legacy server cannot be patched due to firmware/hardware issues. Patching the OS and applying Service Packs to the new hardware at the NADC should not be an issue; however, it is unknown how these patches will impact the application Protective Order Registry.
- CCH Servers have been delivered on 6/20/13. This will cause project cut over date to be pushed out to 10/11/13.
- Main SCON Resource tries to configure IIS parameters or tries to launch the web page he is being prompted for a user ID. His SOG credentials will not work. This is preventing GCIC progress on UAT completion.

Items Requiring Management Attention/Escalation: None

Critical Path Tasks / Milestones/Deliverables	Baseline End	Projected End Date	Status
Final approval of SCON-GBI (Affinity #1) DAD #4 UAT Ops Readiness	12/18/2012	2/28/2013	Will resubmit when DB's are installed and reported as monitored and backed-up.
Agency begins application rebuilds on servers	Start 1/14/2013 End 2/18/2013	Start 5/05/2013 End 7/20/2013	GBI continues progress on installing applications.
Execute Testing Scripts – 1 st UAT	Start 2/19/2013 End 3/26/2013	Start 6/05/2013 End 8/30/2013	Expect late start date due to late OP's readiness – 16 UAT's are in the testing process.
Agency Formal Approval of UAT Test as Complete (2 nd UAT)	5/29/2013	9/27/2013	Expect late start date due to late OP's readiness.
Production Cut Over	7/25/2013	10/11/2013	If two cut-over events – target dates are 09/27 and 10/11.

7. OPEN RECORDS MANAGEMENT (ORM) SYSTEM

Project Description – An update to the Open Records Management (ORM) System was completed in June that incorporated Intoximeter, Archive and Regional Open Records requests. This update resulted in four Word-based, single-user access systems into one multi-user system that has cut staff data entry time in half.

8. ADVANCED AUTHENTICATION

Project Description - The CJIS Security Policy is published by the FBI in partnership with the CJIS Advisory Policy Board (APB). The CJIS Security Policy integrates presidential directives, federal laws, FBI directives and the criminal justice community's APB decisions along with guidance from the National Institute of Standards and Technology (NIST) and the National Crime Prevention and Privacy Compact Council (Compact Council). The goal of the Security Policy is to provide a unified set of standards and best practices to ensure that criminal justice information (CJI) is kept secure and only accessed by authorized personnel in the performance of their duties and that appropriate controls are in place to protect CJI, from creation through dissemination; whether at rest or in transit. In order to meet the obligations outlined in the FBI CJIS Security Policy 5.0 (CJISD-ITS-DOC-08140-5.0), GBI will implement an advanced authentication solution that will integrate seamlessly with the States' existing SSL VPN solution. GBI is working with RSA the Security Division of EMC to implement the RSA Adaptive Authentication (On-Premise) application. This solution offers a comprehensive multi-factor layered protection for all users. This risk-based authentication (RBA) technology will conduct a risk assessment to positively assure the user's identity and to detect fraudulent activity.

Monthly Update: IBM and the GBI are working together to implement the Advanced Authentication services to integrate with the SSL VPN product. As of July 1st, IBM has assigned a new project manager to the project and a meeting has been scheduled with the GBI

to discuss the current and future project tasks. The GBI has purchased Microsoft-SQL server and the IBM Web Sphere software that's required for the Advanced Authentication implementation. IBM has completed the SSL certificates, the tasks for the port assignment (Itracs), and is working to complete the server racks and cable by the end of June. IBM milestone tasks are in progress for the firewall and SAN storage request. The next sets of milestones to be completed include working with the GBI to discuss UAT plans, the server builds and SA&D Staging Approval.

IBM has communicated a targeted hardware (staging) delivery date for the GBI for August 12, 2013. The GBI will plan accordingly to re-engage RSA/EMC to assist with the software installation of the Advanced Authentication On-Premise application solution once IBM has begun the server build.

9. SORNA REALLOCATION GRANT PROJECT

Monthly Update – GBI received a Sex Offender Registration and Notification Act (SORNA) grant award from the Criminal Justice Coordinating Council (CJCC) to assist the Georgia Department of Corrections (GDC) in moving the State towards compliance with the SORNA portion of the Adam Walsh Act. GBI has notified GDC of the opportunity of reimbursement for the purchase of live scan devices to capture fingerprints and palm prints to verify the identity of individuals entering the State Prison system.

The GBI has requested an extension for the grant in order to continue work for the palm and DNA transactions. Several planning session meetings were held to determine the application development changes required for capturing and retaining sex offender fingerprints and palm prints. The work required to complete the application development is being further evaluated. In addition to the palm and DNA transactions, previous work sessions were held by the GBI concerning the following:

- Modifications of CCH to accept information from the GBI Automated Fingerprint Identification System (AFIS) collection of DNA,
- Revising the file transfer routines with GDC CCH into GBI's crime lab database and develop an import routine from the crime lab system (LIMS) into CJIS web system for Sheriffs' access,
- Training/Requirements for DNA sample collection and input into CODIS,
- Modifications to the SORNA Exchange Portal Interface so that SORT will automatically import data from the SORNA exchange portal and
- The system requirements for the SORT features.

Additional planning is required before the final approval of the business requirements.

10. CRIMINAL HISTORY/IDENTIFICATION SERVICES

a. Fingerprint Cards Received/Processed

Document	Received June	Received FY2013	Processed June	Processed FY2013
Criminal Cards	565	8,474	517	7,917
Electronic Criminal	41,876	498,967	40,267	478,598
Juvenile Criminal	38	641	32	599
Electronic Juvenile	182	2,357	142	2,061
Applicant Cards	180	3,417	172	3,229
Electronic Applicant	27,506	385,763	26,786	372,621
TOTAL	70,347	899,619	67,916	865,025

b. Significant Productivity Data

	June	FY2013
AFIS Searches (Criminal, Applicant & Juvenile)	67,530	863,799
AFIS Hits (Criminal, Applicant & Juvenile)	31,200 (46%)	383,436 (44%)

c. Live Scan (Electronic Submissions) Activity – June

- ORIs transmitting electronically – **361**
- ORIs added: **0**
- On average, during the month, live scan represented **99%** of total electronic and hard card criminal receipts.
- On average, during the month, live scan represented **99%** of the total applicant electronic and hard card receipts.

d. AFIS Latent Activity

Inquiries June:	71,941
Inquiries FY2013:	783,179
Hits June:	44
Hits FY2013:	619

e. AFIS Remote Activity

Inquiries June:	726
Inquiries FY2013:	8,625
LI Hits June:	79
LI Hits FY2013:	1,331
LIP Hits June:	0
LIP Hits FY2013:	14
TI Hits June:	14
TI Hits FY2013:	224

f. CCH Record Corrections (Specials)

<u>Status</u>	<u>June</u>
Total Received	1,114
Total Rejected	86
Total Completed	1,167
Total Still in Process	9

g. Defense Attorney Requests for Criminal History Records for Criminal and Civil Cases

	<u>June</u>	<u>FY2013</u>
Total Requests	289	2,528
Revenue Collected	\$1,515.00	\$11,000.75

11. SEX OFFENDER REGISTRY

a. Sex Offender Registry

Records Added During the Month	<u>June</u>	<u>FY2013</u>
TOTAL	169	1,963

b. Sex Offender Program Statistics

1. Total number offenders on file = 23,164
2. Predators = 411
3. Juvenile (treat as adult) = 22
4. Total records with images = 21,553 (93%)

c. Registered Anniversary Letters

Total Letters mailed:

<u>June</u>	<u>FY2013</u>
1,150	14,394

12. PROTECTION ORDER REGISTRY

Records and Images Added During the Month

Contributing Counties	Records Added	Records Added	Images Added	Images Added
June	June	FY2013	June	FY2013
119	2,114	22,667	13,689	158,143

Total orders on file:	253,799
Active:	8,915
Inactive:	244,884