

**Georgia Bureau of Investigation
October Monthly Report
FY2014**



**Presented to the Board of Public Safety
December 12, 2013**

**Vernon M. Keenan
Director**

Table of Contents

I.	Staffing and Backlog.....	3 - 4
II.	Administration	
	Office of Privacy & Compliance/Open Records	
	Personnel	
	Staff Services.....	5
III.	Investigative Division.....	6 - 8
IV.	Crime Lab.....	9 - 11
V.	Georgia Crime Information Center.....	12 - 16

Vacant State Positions FY2014

	Jul	Aug	Sept	Oct	Nov	Dec	Jan	Feb	Mar	Apr	May	Jun
Total Vacant Positions in DOFS	31	28	28	28								
Vacant Scientist Positions	17	14	14	12								
Total Vacant Positions in GCIC	17	15	16	17								
Total Vacant Positions in Admin	10	9	9	10								
Vacant Sworn Agent Positions	10	12	12	13								
Total Vacant Positions In the Investigative Division	22	21	21	22								

DOFS Backlog Chart
Unworked Reports over 30 Days Old
FY2014

Discipline	Jul	Aug	Sep	Oct	Nov	Dec	Jan	Feb	Mar	Apr	May	Jun
Chemistry	446	784	787	743								
Firearms	306	254	218	226								
Forensic Biology	244	346	264	240								
Impressions	49	42	38	37								
Latent Prints	924	941	1,033	1,078								
Medical Examiners	160	129	86	82								
Miscellaneous Services	0	0	0	0								
Toxicology	649	683	791	722								
Trace Evidence	62	46	61	46								
Total	2,840	3,225	3,278	3,174								

GBI Administration

Office of Privacy & Compliance/Open Records

	<u>October 2013</u>	<u>Total FY2014</u>
Open Records Request	242	986
Archives	22	99

Personnel

Employee Totals

October 2013

	State Funded Positions	Grant Funded Positions	<i>Total</i>
Investigative Division	318	14	<i>332</i>
Georgia Crime Information Center	91	14	<i>105</i>
Division of Forensic Sciences	282	18	<i>300</i>
Administration	45	0	<i>45</i>
<i>Total</i>	<i>736</i>	<i>46</i>	<i>782</i>

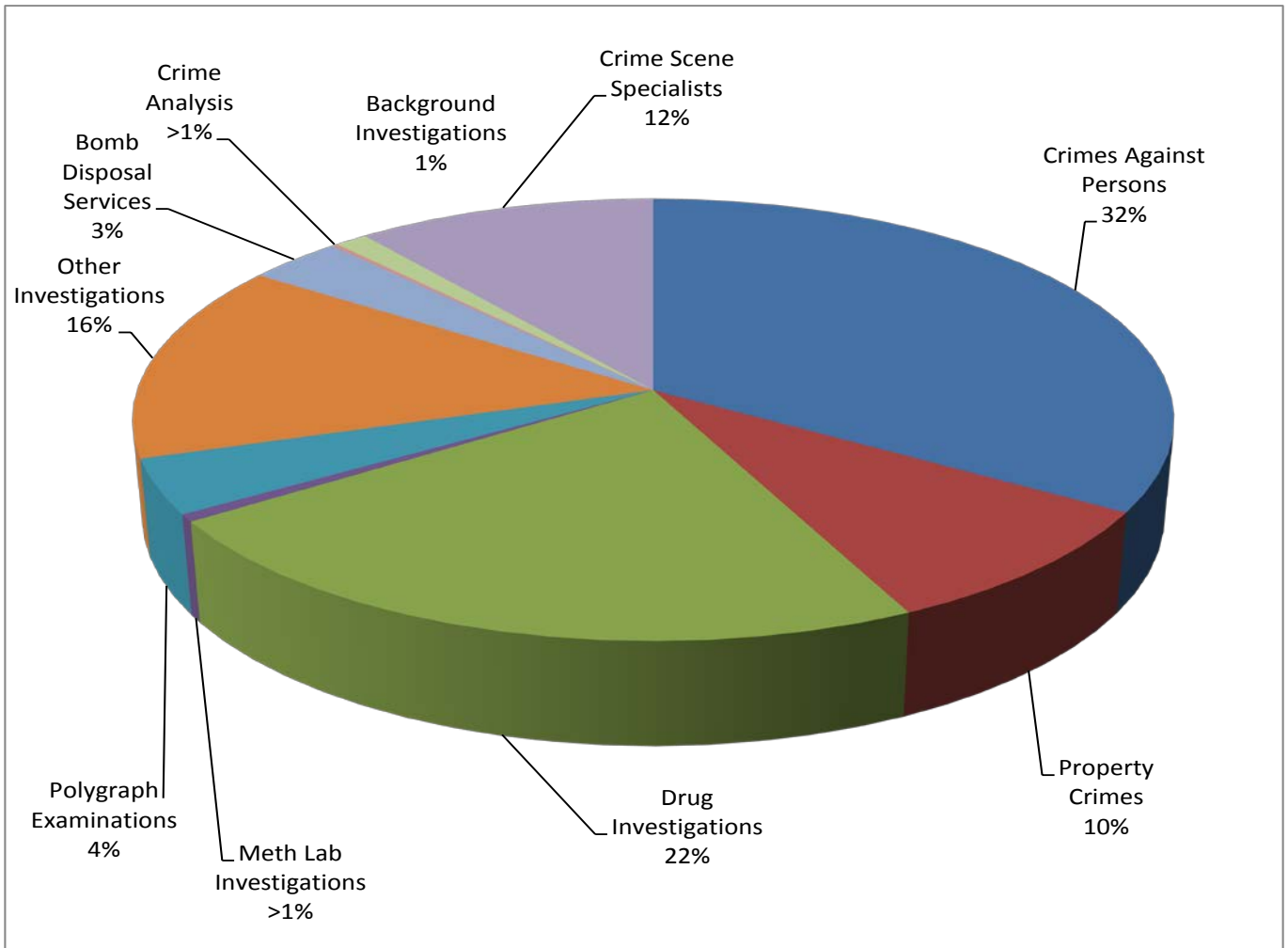
	Total State Funded Positions Vacant	State Funded Vacancies Under Active Recruitment*
Investigative Division	22	5
Georgia Crime Information Center	17	10
Division of Forensic Sciences	28	22
Administration	10	5
<i>Total</i>	<i>77</i>	<i>42</i>

*As of November 22, 2013

INVESTIGATIVE DIVISION

	October 2013	Fiscal YTD
Total Sworn Employees	235 (filled-includes grant)	
Total Investigative Hours Expended	26,228.50	110,636.50
Crimes Against Persons, includes	7,755.50	35,396.50
Death Investigations	3,526.00	18,087.50
Child Abuse	2,229.00	8,631.00
Sex Crimes	253.00	1,869.00
Missing Persons	131.00	373.00
Assault, Kidnapping, Robbery, Terrorist Acts, Fugitive, Human Trafficking, etc.	1,616.50	6,436.00
Property Crimes, including Theft, Burglary, Forgery	2,514.00	10,546.75
Drug Investigations	5,745.00	24,562.00
Meth Lab Investigations	8.00	207.00
Polygraph Examinations	976.00	4,423.00
Background Investigations	141.00	925.00
Other Investigations, including Preliminary Investigations	5,037.00	17,094.75
Bomb Disposal Services	895.00	3,768.00
Crime Analysis	75.00	323.50
Crime Scene Specialists	3,082.00	13,390.00
All figures above represent Investigative Hours		
Total Seizures	\$449,734.45	\$2,254,556.80

Investigative Hours Expended YTD FY2014



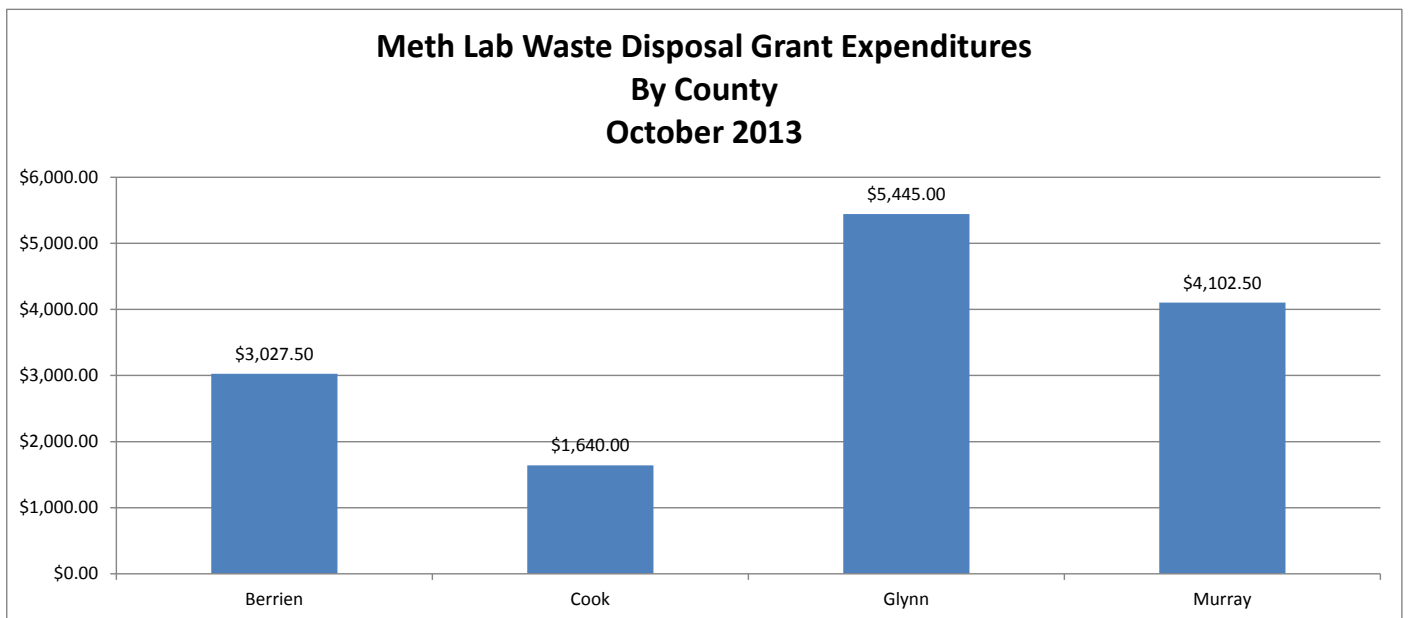
Meth Lab Waste Disposal Grant

Total amount expended February 2012 through September 2013: \$947,951.50

New grant award for 2013-2014: \$693,211.00

Total Expended in October 2013: \$14,215.00

Total remaining: \$678,996.00



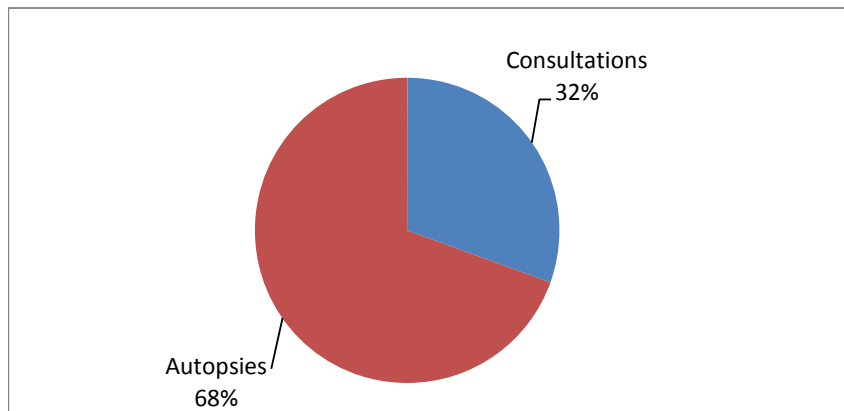
Crime Lab

Medical Examiners (includes all laboratories)

	October 2013	FY2014 YTD
Autopsies	255	1,021
Consultations	139	512
Total ME Cases Managed	394	1,533
Clayton County Death Certificates	42	168

Percentage of Cases Released in 90 days: 85.3%

Medical Examiner Activity, FY2014



Confirmed CODIS Hits for October 2013

State Offender Hits	46
State Forensic Hits	2
National Offender Hits	11
National Forensic Hits	0
Total	59

Samples entered into CODIS for October 2013 – 1,584

Profiles in CODIS

Forensic Casework Profiles	14,778
Convicted Offender Profiles	268,020
Missing Person/Unidentified Human Remain Profiles	21
Total	282,819

Laboratory Production

Report Turnaround for October 2013

	# Released in 45 Days	Total Released	% Released in 45 Days
Laboratory			
Headquarters - Atlanta	3,363	4,290	78%
Central Regional - Macon	333	462	72%
Coastal Regional - Savannah	226	386	59%
Eastern Regional - Augusta	350	441	79%
Northeastern Regional	1,812	1,954	93%
Southwestern Regional - Moultrie	170	212	80%
Western Regional - Columbus	250	277	90%
System-wide Totals	6,504	8,022	81%

Note: 95% Casework Reports were released within 90 days.

Report Turnaround for Year-to-Date, FY2014

	# Released in 45 Days	Total Released	% Released in 45 Days
Laboratory			
Headquarters - Atlanta	13,432	16,786	80%
Central Regional - Macon	1,191	1,471	81%
Coastal Regional - Savannah	876	1,457	60%
Eastern Regional - Augusta	1,026	1,333	77%
Northeastern Regional	7,646	8,142	94%
Southwestern Regional - Moultrie	554	674	82%
Western Regional - Columbus	877	1,045	84%
System-wide Totals	25,602	30,908	83%

Crime Laboratory Reports Processed for October 2013

Department	Requested	Total Released
Chemistry (includes Drug ID)	2,785	2,737
Firearms	232	267
Forensic Biology	2,940	2,545
Impressions	6	4
Latent Prints	208	117
Medical Examiners	394	334
Toxicology	2,161	2,250
Trace Evidence	123	102
Total	8,849	8,356

Crime Laboratory Reports Processed FY2014

Department	Requested	Total Released
Chemistry (includes Drug ID)	10,371	9,715
Firearms	1,282	1,616
Forensic Biology	10,243	10,437
Impressions	18	25
Latent Prints	727	515
Medical Examiners	1,531	1,617
Toxicology	8,393	8,207
Trace Evidence	404	393
Total	32,969	32,525

Georgia Crime Information Center

OCTOBER 2013

1. SYSTEM AVAILABILITY:

	AFIS	Enterprise Network Infrastructure	GoNET/ 2200	IBM System	NCIC Files	NICS	NLETS
Max Hours Possible for Month	744.00	744.00	744.00	744.00	744.00	744.00	744.00
Downtime (Hours)	5.00	42.50	0.00	4.00	7.00	7.00	4.00
Degraded (Hours)	0.00	0.00	0.00	0.00	0.00	0.00	0.00
Percent Available for Month	99.33%	94.29%	100%	99.46%	99.06%	99.06%	99.46%

2. AUDITS:

During the reporting month there were 15 fingerprint/disposition audits and 20 on-site audits conducted for agencies with “inquiry only” access from the CJIS network. The total number of audits conducted during FY2014: 170.

3. TRAINING:

GCIC personnel provided 298 hours of training to 903 criminal justice agency employees during the month.

4. AFIS REPLACEMENT

Project Description: GCIC has replaced the Georgia Bureau of Investigation’s 22 year old Automated Fingerprint Identification System (AFIS). The AFIS replacement enhanced fingerprint identification services to permit identification of criminals more rapidly through the use of state of the art alternative search methods and information sharing. Phase II of the project focuses on the Image Archive system expansion. The expansion allows divisions within GBI to store documents and easily retrieve when needed.

Monthly Update: During this reporting period all major issues with the Image Archive system were resolved. All units have been trained and have the ability to use the system.

The conversion of the microfilmed documents started with approximately 3.4 million documents loaded.

5. SEX OFFENDER REGISTRY RE-DESIGN PROJECT

Project Description: In October 2012, GBI implemented a new sex offender management application, Sex Offender Registry Tool (SORT). SORT is a more modernized system that uses the latest web technologies to provide local law enforcement access to centralized up-to-date information of sex offenders in their jurisdictions. Local agency staff has direct access to offender data with limited administrative authority to manage users.

The remaining phases of the project are the implementation of the Public Sex Offender Registry using the current (SORT) database and the integration of the SORT with the Department of Corrections’ SCRIBE system. Additional phases also include the integration of the SORT system with the newly enhanced Automated Fingerprint Identification System’s Image Archive (AFIS/IA) and customized photo and reporting enhancements.

Monthly Update: The Application Development Support unit and the Sex Offender unit continue to monitor SORT transactions.

The SORT Public website was deployed and a load balancer issue was discovered. A ticket has been submitted to IBM for resolution. Code changes for Google Maps were also made and have been deployed. To ensure all addresses were geocoded properly a batch process was run against the SORT database records.

The SORT Public Website will run parallel with the existing Sex Offender Public Website hosted by GANet until the National Sex Offender Public Website (NSOPW) has been successfully integrated with the SORT Public website.

6. SERVER CONSOLIDATION PROJECT

Project Description: The Georgia Technology Authority (GTA) will be consolidating production, test and developmental servers to the NADC. Consolidation and virtualization will enable the state to reduce the number of servers being supported. The team will identify which servers can be consolidated and the timeframe to complete the move.

Monthly Update: We are now on a once a month schedule for the SCON Business Council meetings. The last meeting was held on October 16, 2013 and the next meeting is scheduled November 20, 2013.

Accomplishments This Reporting Period

- On-going progress by Agency on applications installation/remediation
- Continued analysis for firewall security lock-down
- Continued progress to prep for Group #1 production cutover - On target for 11/08/13 production cutover event

Planned Accomplishments – Tasks in Progress

- Finish application installs & remediation
- Begin UAT

Project Issues / Risks and Mitigation

- Progress has been made in the legacy environment but AT&T has significant work to accomplish to correct configuration and connectivity issues with LEMS and Portal applications in the SCON environment. Steady state support issues need to be addressed prior to the 2nd production cutover of the major applications in April 2014.

Issues with Mitigation Plan: Several connectivity issues must be resolved with major applications prior to starting 1st UAT. Each month that production cutover is delayed it pushes the cutover date out another month. Production cutover is now scheduled for April 2014.

Risks:

Issues which must be resolved by AT&T are as follows:

1. Metro Header access to CCH
2. SSLVPN SCON Access to internal GBI applications
3. Vendor SCON vendor access to LEM via Portal XL.

Items Requiring Management Attention/Escalation: *None*

Critical Path Tasks / Milestones/Deliverables	Baseline End	Projected End Date	Status
Final approval of SCON-GBI (Affinity #1) DAD #4 UAT Ops Readiness	12/18/2012	2/28/2013	Will resubmit when DB's are installed and reported as monitored and backed-up.
Agency begins application rebuilds on servers	Start 1/14/2013 End 2/18/2013	Start 5/05/2013 End 7/20/2013	GBI continues progress on installing applications.
Execute Testing Scripts – 1 st UAT (only six servers are in 1 st production cutover)	Start 2/19/2013 End 3/26/2013	Start 9/04/2013 End 11/08/2013	Expect late start date due to late OP's readiness – 20 UAT's are in the testing process.
Agency Formal Approval of UAT Test as Complete for first six servers (2 nd UAT)	5/29/2013	11/10/2013	Expect late start date due to late OP's readiness.
2 nd Production Cutover (Major Applications)	7/25/2013	April 2014	The major application cutover date April 2014 is now planned due to missed commitments to remediate CCH, LEMS and Portal SSLX issues.

7. **ADVANCED AUTHENTICATION**

Project Description - The CJIS Security Policy is published by the FBI in partnership with the CJIS Advisory Policy Board (APB). The CJIS Security Policy integrates presidential directives, federal laws, FBI directives and the criminal justice community's APB decisions along with guidance from the National Institute of Standards and Technology (NIST) and the National Crime Prevention and Privacy Compact Council (Compact Council). The goal of the Security Policy is to provide a unified set of standards and best practices to ensure that criminal justice information (CJI) is kept secure and only accessed by authorized personnel in the performance of their duties and that appropriate controls are in place to protect CJI, from creation through dissemination; whether at rest or in transit. In order to meet the obligations outlined in the FBI CJIS Security Policy 5.2 (CJISD-ITS-DOC-08140-5.2), GBI will implement an advanced authentication solution that will integrate seamlessly with the States' existing SSL VPN solution. GBI is working with RSA the Security Division of EMC to implement the RSA Adaptive Authentication (On-Premise) application. This solution offers a comprehensive multi-factor layered protection for all users. This risk-based authentication (RBA) technology will conduct a risk assessment to positively assure the user's identity and to detect fraudulent activity.

Monthly Update: The GBI continues to make progress in the implementation of the Advanced Authentication services to integrate with the SSL VPN product. AT&T recently resolved issues around the load balancer and the firewall. The GBI plans to begin testing the week of November 11th and engage RSA for the completion of the configuration of the Advanced Authentication On-Premise software.

8. SORNA REALLOCATION GRANT PROJECT

Monthly Update – GBI received a Sex Offender Registration and Notification Act (SORNA) grant award from the Criminal Justice Coordinating Council (CJCC) to assist the Georgia Department of Corrections (GDC) in moving the State towards compliance with the SORNA portion of the Adam Walsh Act. The GDC is working on a Request for Proposal (RFP) to begin the solicitation process for selecting a vendor. The GBI project planning sessions continues as the exact amount of work is determined for application development and business requirements to support the grant.

9. CRIMINAL HISTORY/IDENTIFICATION SERVICES

a. Fingerprint Cards Received/Processed

Document	Received October	Received FY2014	Processed October	Processed FY2014
Criminal Cards	362	1,544	364	1,394
Electronic Criminal	44,192	176,045	42,279	169,918
Juvenile Cards	64	176	50	151
Electronic Juvenile	213	760	196	697
Applicant Cards	181	676	163	627
Electronic Applicant	30,925	132,225	30,024	128,220
TOTAL	75,937	311,426	73,076	301,007

b. <u>Significant Productivity Data</u>	October	FY2014
AFIS Searches (Criminal, Applicant & Juvenile)	72,884	300,522
AFIS Hits (Criminal, Applicant & Juvenile)	39,093 (54%)	157,743 (52%)

c. AFIS Latent Activity

Inquiries October:	73,102
Inquiries FY2014:	301,963
Hits October:	52
Hits FY2014:	198

d. CCH Record Corrections (Specials)

<u>Status</u>	<u>October</u>
Total Received	1,061
Total Rejected	88
Total Completed	1,062
Total Still in Process	30

e. Defense Attorney Requests for Criminal History Records for Criminal and Civil Cases

	<u>October</u>	<u>FY2014</u>
Total Requests	236	1,063
Revenue Collected	\$1,230.00	\$5,460.00

10. SEX OFFENDER REGISTRY

a. Sex Offender Registry

Records Added During the Month	<u>October</u>	<u>FY2014</u>
TOTAL	224	735

b. Sex Offender Program Statistics

1. Total number offenders on file = 23,824
2. Predators = 442
3. Juvenile (treat as adult) = 17
4. Total records with images = 22,223 (93%)

c. Registered Anniversary Letters

Total Letters mailed:

<u>October</u>	<u>FY2014</u>
1,251	5,414

11. PROTECTION ORDER REGISTRY

Records and Images Added During the Month

Contributing Counties October	Records Added October	Records Added FY2014	Images Added October	Images Added FY2014
118	2,034	7,835	14,454	57,804

Total orders on file:	261,689
Active:	8,853
Inactive:	253,016