

**Georgia Bureau of Investigation
March Monthly Report
FY2022**



**Presented to the Board of Public Safety
May 25, 2022**

**D. Victor Reynolds
Director**

Table of Contents

| | | |
|-------------|--|----------------|
| I. | Staffing and Backlog..... | 3 – 4 |
| II. | Administration | |
| | Office of Privacy & Compliance/Open Records | |
| | Personnel | |
| | Staff Services..... | 5 |
| III. | Investigative Division..... | 6 – 9 |
| IV. | Crime Lab..... | 10 – 12 |
| V. | Georgia Crime Information Center..... | 13 – 17 |

Vacant State Positions FY2022

| | Jul | Aug | Sept | Oct | Nov | Dec | Jan | Feb | Mar | Apr | May | Jun |
|---|------------|------------|-------------|------------|------------|------------|------------|------------|------------|------------|------------|------------|
| Total Vacant Positions in DOFS | 40 | 37 | 29 | 26 | 24 | 29 | 34 | 40 | 39 | | | |
| Vacant Scientist Positions | 28 | 27 | 21 | 20 | 20 | 22 | 24 | 27 | 27 | | | |
| Total Vacant Positions in GCIC | 2 | 2 | 2 | 3 | 2 | 2 | 2 | 2 | 2 | | | |
| Total Vacant Positions in Admin | 8 | 6 | 7 | 8 | 7 | 8 | 8 | 8 | 8 | | | |
| Vacant Sworn Agent Positions | 19 | 20 | 21 | 25 | 25 | 26 | 27 | 28 | 29 | | | |
| Total Vacant Positions In the Investigative Division | 32 | 30 | 30 | 35 | 37 | 37 | 37 | 35 | 39 | | | |

DOFS Backlog Chart – FY 2022
Unworked Reports over 30 Days Old

| Discipline | Jul | Aug | Sep | Oct | Nov | Dec | Jan | Feb | Mar | Apr | May | Jun |
|------------------------|---------------|---------------|---------------|---------------|---------------|---------------|---------------|---------------|---------------|-----|-----|-----|
| Chemistry | 20,954 | 21,758 | 22,147 | 22,150 | 22,830 | 22,996 | 23,762 | 24,301 | 25,294 | | | |
| Data Conversion | 0 | 0 | 0 | 0 | 0 | 0 | 0 | 0 | 0 | | | |
| Firearms | 2,001 | 2,112 | 2,192 | 2,394 | 2,565 | 2,666 | 2,695 | 2,672 | 2,651 | | | |
| Forensic Biology | 6,437 | 6,282 | 6,431 | 6,344 | 6,113 | 6,000 | 5,693 | 5,503 | 5,281 | | | |
| Impressions | 25 | 22 | 15 | 23 | 21 | 22 | 25 | 26 | 29 | | | |
| Latent Prints | 85 | 65 | 61 | 68 | 75 | 84 | 90 | 84 | 64 | | | |
| Miscellaneous Services | 0 | 0 | 0 | 0 | 0 | 0 | 0 | 0 | 0 | | | |
| Operations Support | 0 | 0 | 0 | 0 | 0 | 0 | 0 | 0 | 0 | | | |
| Toxicology | 1,109 | 1,047 | 1,266 | 1,240 | 1,437 | 1,727 | 1,747 | 1,316 | 1,332 | | | |
| Trace Evidence | 511 | 468 | 464 | 465 | 474 | 454 | 454 | 467 | 504 | | | |
| Total | 31,122 | 31,754 | 32,576 | 32,684 | 33,515 | 33,949 | 34,466 | 34,369 | 35,155 | | | |

MEO Backlog Chart - FY2022
(Medical Examiner data is calculated as >90 days from the date of examination in accordance with
National Association of Medical Examiner accreditation standards.)

| Discipline | Jul | Aug | Sep | Oct | Nov | Dec | Jan | Feb | Mar | Apr | May | Jun |
|-------------------|-----|-----|-----|-----|-----|-----|-----|-----|-----|-----|-----|-----|
| Medical Examiners | 283 | 340 | 337 | 353 | 438 | 496 | 479 | 494 | 478 | | | |

| | | | | | | | | | | | | |
|-----------------------------|---------------|---------------|---------------|---------------|---------------|---------------|---------------|---------------|---------------|--|--|--|
| Total DOFS & MEO | 31,405 | 32,094 | 32,913 | 33,037 | 33,953 | 34,445 | 34,945 | 34,863 | 35,633 | | | |
|-----------------------------|---------------|---------------|---------------|---------------|---------------|---------------|---------------|---------------|---------------|--|--|--|

GBI Administration

Office of Privacy & Compliance/Open Records

| | <u>March 2022</u> | <u>Total FY2022</u> |
|----------------------|-------------------|---------------------|
| Open Records Request | 612 | 4,074 |
| Archives | 28 | 244 |

Personnel

Employee Totals

March 2022

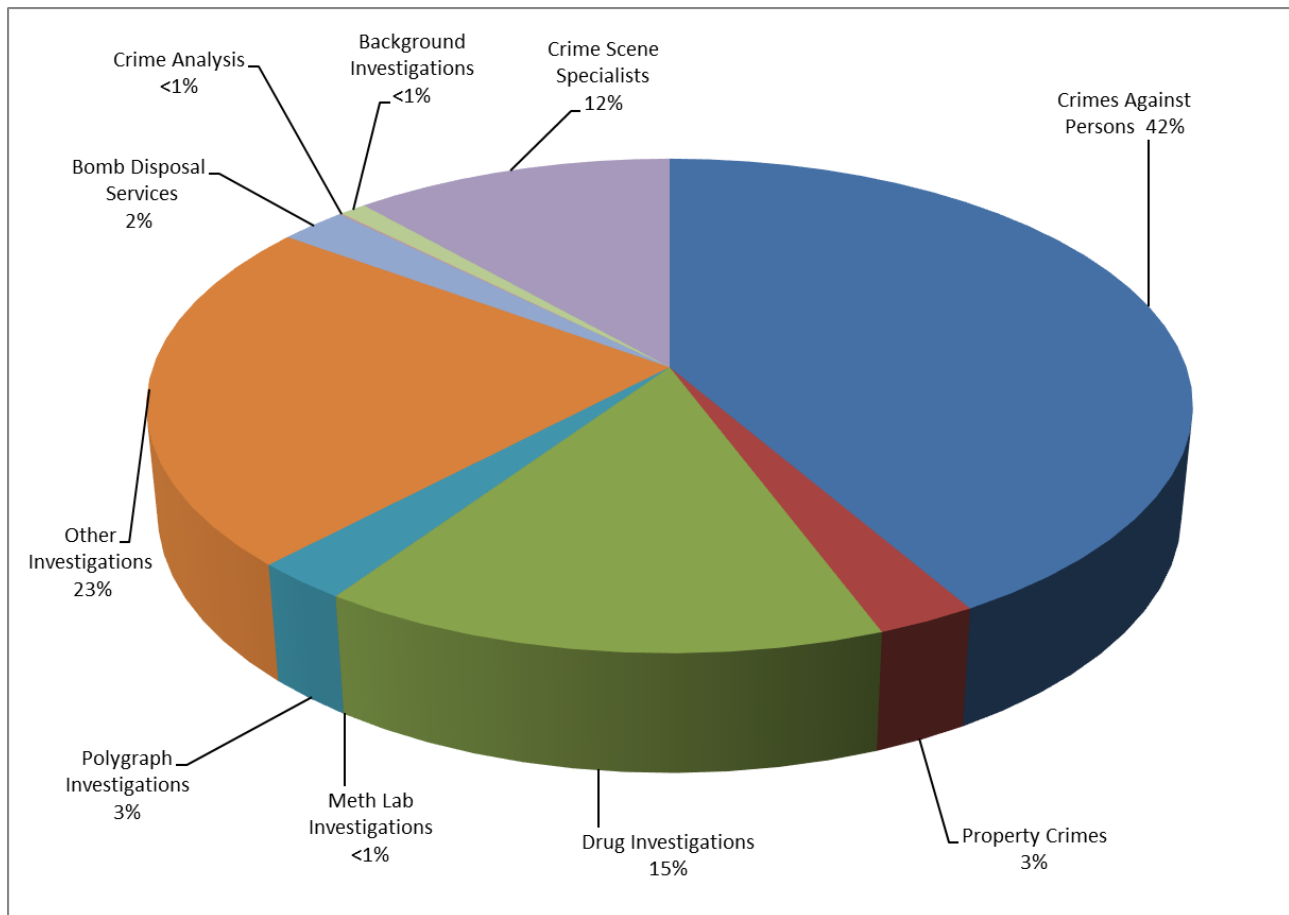
| | State Funded Positions | Grant Funded Positions | <i>Total</i> |
|----------------------------------|---------------------------|---------------------------|---------------------|
| Investigative Division | 391 | 38 | <i>429</i> |
| Georgia Crime Information Center | 23 | 92 | <i>115</i> |
| Division of Forensic Sciences | 321 | 35 | <i>356</i> |
| Administration | 44 | 5 | <i>49</i> |
| <i>Total</i> | <i>779</i> | <i>170</i> | <i>949</i> |

| | Total State Funded Positions Vacant | State Funded Vacancies Under Active Recruitment |
|----------------------------------|--|---|
| Investigative Division | 39 | 8 |
| Georgia Crime Information Center | 2 | 2 |
| Division of Forensic Sciences | 39 | 26 |
| Administration | 8 | 5 |
| <i>Total</i> | <i>88</i> | <i>41</i> |

INVESTIGATIVE DIVISION

| | March 2022 | Fiscal YTD |
|--|-----------------------------|------------------|
| Total Sworn Employees | 282 (filled-includes grant) | |
| Total Investigative Hours Expended | 35,121.50 | 276,861.25 |
| Crimes Against Persons, includes | 14,625.75 | 115,225.50 |
| Death Investigations | 6,493.00 | 50,730.00 |
| Child Abuse | 5,591.00 | 41,674.25 |
| Sex Crimes | 449.00 | 3,289.00 |
| Missing Persons | 326.00 | 1,541.50 |
| Assault, Kidnapping, Robbery, Terrorist Acts, Fugitive, Human Trafficking, etc. | 1,766.75 | 17,990.75 |
| Property Crimes, including Theft, Burglary, Forgery | 955.00 | 7,427.50 |
| Drug Investigations | 5,510.00 | 42,104.50 |
| Meth Lab Investigations | 8.00 | 8.00 |
| Polygraph Examinations | 1,014.00 | 7,057.00 |
| * Background Investigations | 533.00 | 2,693.00 |
| Other Investigations, including Preliminary Investigations | 7,804.75 | 63,596.75 |
| Bomb Disposal Services | 895.00 | 6,710.00 |
| Crime Analysis | 31.00 | 189.00 |
| Crime Scene Specialists | 3,745.00 | 31,850.00 |
| All figures above represent Sworn Investigative Hours | | |
| Total Seizures | \$208,451.00 | \$146,322,557.15 |
| * Background Investigations conducted by Special Investigators who are former/retired agents working as contractors. | 438.00 | 1,722.00 |

Investigative Hours Expended YTD FY2022



Georgia Authorized Central Storage (ACS) Program Update

<https://gbi.georgia.gov/meth-container-program>

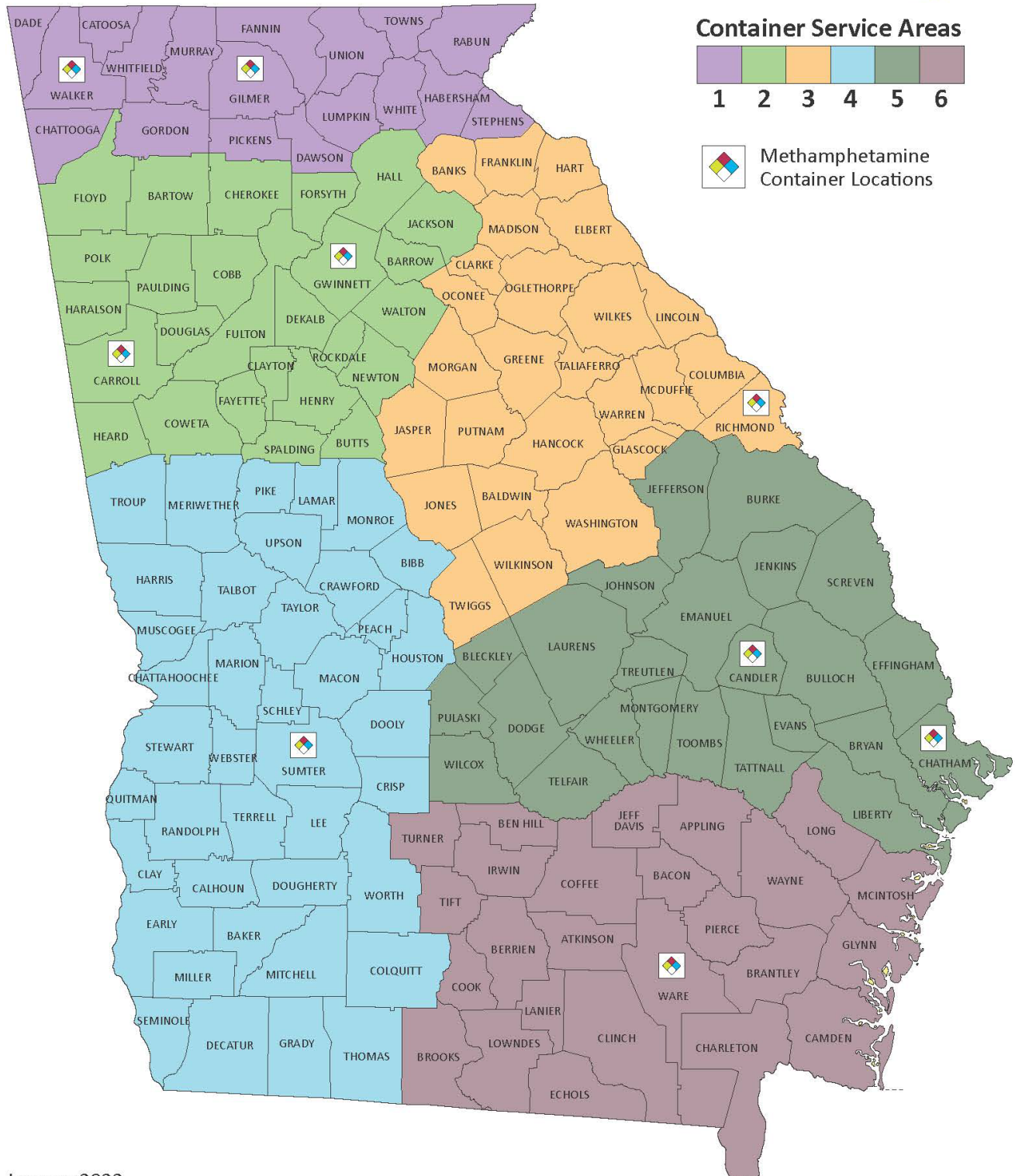
3rd Quarter FY2022 (January 1 to March 31, 2022)

During the 3rd quarter, local and state law enforcement agencies used the Georgia ACS Program to store and dispose of hazardous waste from 2 clandestine drug labs. The processing and packaging materials resulted in 7 hazardous waste containers with a total volume of 235 gallons. The total weight of the hazardous waste was 347 pounds.

DEA has obtained congressional approval to allow expansion of the ACS Container Program to be utilized for waste related to Extraction Laboratory Operations and Milling Operations including DMT (dimethyltryptamine), THC (cannabis), MDMA (ecstasy), MDA, Fentanyl and Steroids. It should be noted in this reporting period a total of 4 Fentanyl pill presses were processed into the ACS Container Program.

The DEA Training Division and GBI hosted an ACS course at the Georgia Public Safety Training Center on March 8-10, 2022. Twenty-three local, state, and federal law enforcement officers attended the course.

State of Georgia Methamphetamine Container Program



January 2022

Crime Lab

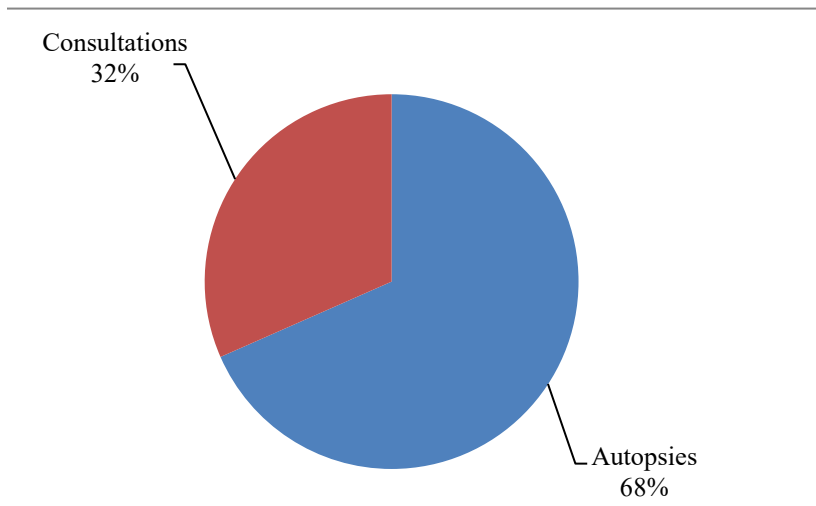
Medical Examiners (includes all laboratories)

| | March 2022 | FY2022 YTD |
|-------------------------------|------------|--------------|
| Autopsies | 534 | 3,236 |
| Consultations | 163 | 1,494 |
| Total ME Cases Managed | 697 | 4,730 |

| | | |
|-----------------------------------|---|---|
| Clayton County Death Certificates | 0 | 6 |
|-----------------------------------|---|---|

Percentage of Cases Released in 90 days: 74.7%

Medical Examiner Activity, FY2022



Confirmed CODIS Hits for March 2022

| | |
|------------------------|-----------|
| State Offender Hits | 14 |
| State Forensic Hits | 1 |
| National Offender Hits | 15 |
| National Forensic Hits | 0 |
| Total | 30 |

Samples entered CODIS for March 2022 – 2,561

Profiles in CODIS

| | |
|--|----------------|
| Forensic Casework Profiles | 26,486 |
| Convicted Offender Profiles | 402,535 |
| Missing Person/Unidentified Human Remains Profiles | 11 |
| Staff/QC File | 586 |
| Total | 429,618 |

Laboratory Production

Report Turnaround for March 2022

| | # Released in 45 Days | Total Released | % Released in 45 Days |
|----------------------------------|--------------------------|-------------------|--------------------------|
| Laboratory | | | |
| Headquarters - Atlanta | 2,565 | 4,090 | 63% |
| Central Regional - Macon | 14 | 144 | 10% |
| Coastal Regional - Savannah | 251 | 805 | 31% |
| Eastern Regional - Augusta | 251 | 556 | 45% |
| Northeastern Regional | 2,243 | 2,409 | 93% |
| Southwestern Regional - Moultrie | 19 | 145 | 13% |
| Western Regional - Columbus | 101 | 256 | 40% |
| | | | |
| System-wide Totals | 5,444 | 8,405 | 65% |

Note: 69.2% Casework Reports were released within 90 days.

Report Turnaround for Year-to-Date, FY2022

| | # Released in 45 Days | Total Released | % Released in 45 Days |
|----------------------------------|--------------------------|-------------------|--------------------------|
| Laboratory | | | |
| Headquarters - Atlanta | 21,472 | 37,230 | 58% |
| Central Regional - Macon | 160 | 2,429 | 7% |
| Coastal Regional - Savannah | 2,847 | 7,200 | 40% |
| Eastern Regional - Augusta | 2,143 | 4,514 | 48% |
| Northeastern Regional | 14,367 | 15,995 | 90% |
| Southwestern Regional - Moultrie | 207 | 1,453 | 14% |
| Western Regional - Columbus | 347 | 1,640 | 21% |
| | | | |
| System-wide Totals | 41,543 | 70,461 | 59% |

Crime Lab Reports Processed for March 2022

| Department | Requested | Total Released |
|------------------------------|------------------|-----------------------|
| | | |
| Chemistry (includes Drug ID) | 3,045 | 1,860 |
| Firearms | 386 | 298 |
| Forensic Biology | 2,959 | 2,932 |
| Impressions | 3 | 1 |
| Latent Prints | 154 | 162 |
| Medical Examiners | 544 | 697 |
| Operations Support | 0 | 0 |
| Toxicology | 3,071 | 3,066 |
| Trace Evidence | 84 | 86 |
| | | |
| Total | 10,246 | 9,102 |

Crime Lab Reports Processed FY2022

| Department | Requested | Total Released |
|------------------------------|------------------|-----------------------|
| | | |
| Chemistry (includes Drug ID) | 26,230 | 21,398 |
| Firearms | 2,291 | 1,300 |
| Forensic Biology | 20,385 | 19,998 |
| Impressions | 48 | 41 |
| Latent Prints | 1,348 | 1,376 |
| Medical Examiners | 5,040 | 4,941 |
| Operations Support | 0 | 0 |
| Toxicology | 25,789 | 25,457 |
| Trace Evidence | 919 | 891 |
| | | |
| Total | 82,050 | 75,402 |

Georgia Crime Information Center

March 2022

NCIC SERVICES

CJIS Network Statistics

System Uptime: 100%

Messages Processed: 85,651,489

CJIS Operations

1. Sex Offender Registry

| | Month | FY2022 | Database Totals |
|---------------|-------|--------|-----------------|
| Records Added | 152 | 1,224 | 36,104 |

2. Protection Order Registry

| | Month | FY2022 | Database Totals |
|---------------|-------|--------|-----------------|
| Records Added | 3,178 | 23,210 | 162,620 |

3. Off-Line Search Requests

| Type of Request | Month | FY2022 |
|--|-------|--------|
| Administrative (Criminal Justice Agency) | 22 | 87 |
| Open Records | 1 | 12 |
| Subpoena | 0 | 0 |
| Media | 0 | 0 |
| Possible CJIS Security Violations | 5 | 21 |

CJIS Audits

GCIC conducted 49 CJIS Audits this month.

INFORMATION SERVICES

1. Criminal Fingerprint Transactions Received

| | Month | FY2022 |
|----------------------|--------|---------|
| Submissions | 36,310 | 284,038 |
| Submissions w/Palms | 16,923 | 130,753 |
| Submissions w/Photos | 11,482 | 91,626 |

Transactions processed within 2 hours of receipt: 96%

2. Applicant Fingerprint Transactions Received

| | Month | FY2022 |
|-------------|--------|---------|
| Submissions | 49,632 | 416,797 |

Transactions processed with 24 hours of receipt: 100%

3. Final Disposition Received

| | Month | FY2022 |
|--------------|--------|---------|
| Local Agency | 71,463 | 501,406 |
| GCIC | 714 | 3,531 |
| TOTAL | 72,177 | 504,937 |

4. RAPID Identification Transactions

| | Month | FY2022 |
|---------------|-------|--------|
| Submissions | 2,228 | 18,666 |
| AFIS Hits | 65% | 65% |
| NCIC Hits | 50% | 48% |
| FBI RISC Hits | 11% | 10% |

5. Non-Criminal Justice Audits, Visits and Trainings

| | Month | FY2022 |
|-------------------|-------|--------|
| In Compliance | 36 | 203 |
| Out of Compliance | 20 | 214 |
| TOTAL AUDITS | 56 | 387 |
| Advisement Memos | - | - |
| Agency Visits | 4 | 39 |
| Attendees | 10 | 105 |
| Trainings | 8 | 49 |

PLANS AND PROGRAM DEVELOPMENT

CUSTOMER RELATIONSHIP MANAGEMENT (CRM)

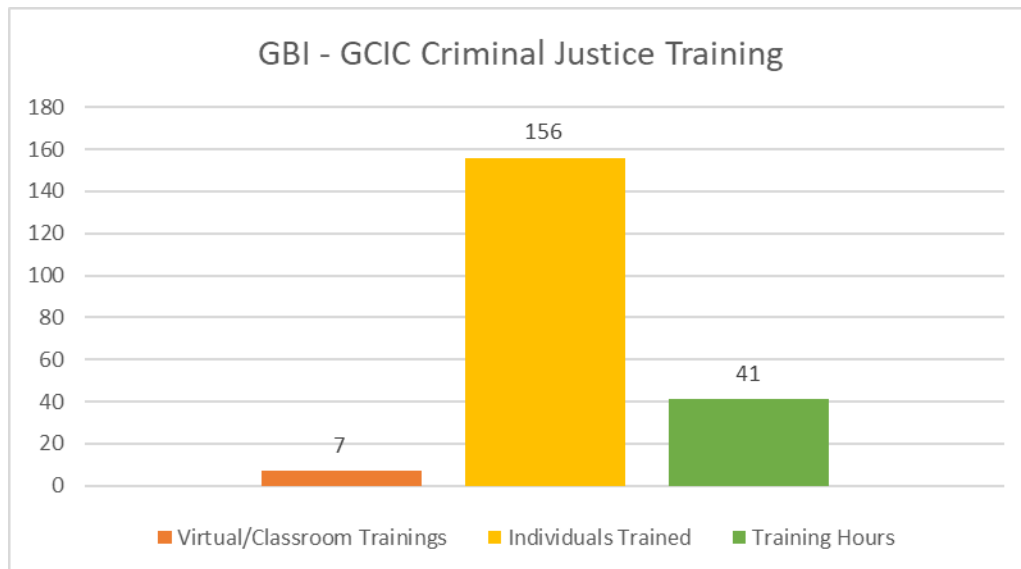
Project Description - The CRM Application Project will provide a single source of historical interaction with external customers and will provide GCIC end users the ability to search, track and report customer interactions throughout business units.


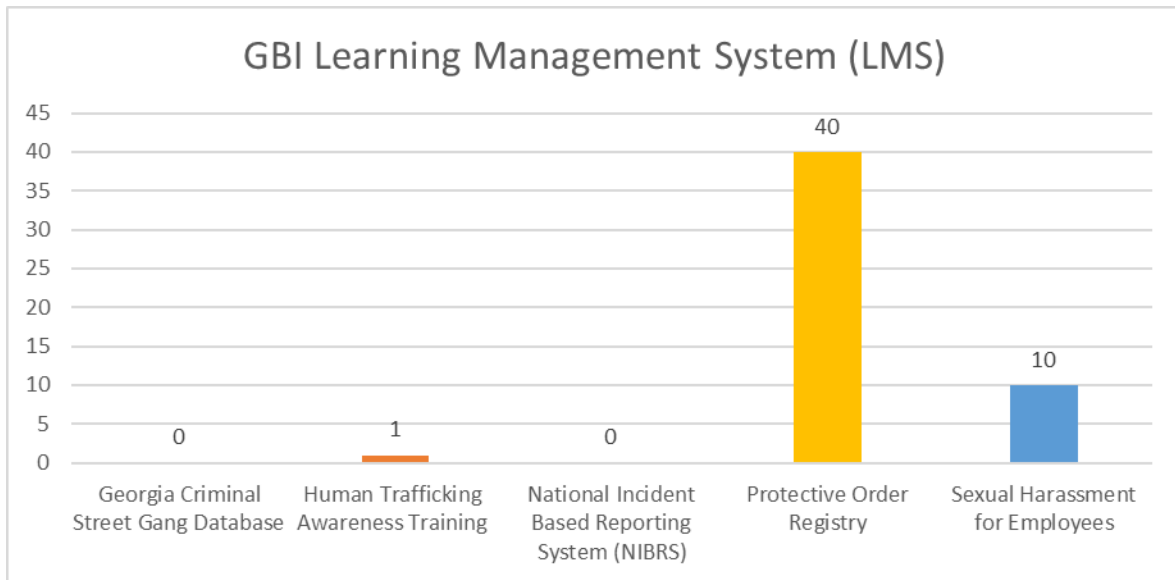
Monthly Update - The project team is working on individual parts of the application that require special, detailed, attention and testing to incorporate into the final CRM database.

CUSTOMER SUPPORT & TRAINING

Project Description - The Customer Support Training group provides training in GCIC programs, GCIC applications, and GCIC/FBI compliance to criminal justice agencies across the State of Georgia. The group extends the option to receive classroom training or training within an e-Learning environment.

Monthly Update - Training Staff handled 1387 emails, 42 crystal reports and managed LMS user account additions. Multiple webinars and one-on-one trainings are being completed to meet State of Georgia training needs.





GEORGIA APPLICANT PROCESSING SERVICE (GAPS) PROJECT

Project Description - The Information Services section of GCIC is seeking to obtain the services of a qualified and experienced vendor to provide an applicant fingerprinting solution that will electronically capture and submit applicant fingerprints to the Automated Fingerprint Identification System (AFIS). The selected vendor shall also handle receiving fingerprint search results and disseminating results to the requestor.

Monthly Update - The current Applicant Print Service (APS) vendor will discontinue services. GBI met with the new third party vendor and provided follow-up questions. A virtual call was held with representatives from Thales, FieldPrint, DCH, GBI Legal, GBI Finance and State of Georgia representatives to deliver input regarding issues of concern with the current GAPS system.

GEORGIA LAW ENFORCEMENT MESSAGE SWITCH (GLEMS)

Project Description - The message switch provides a means of communication between federal, state, and local law enforcement agencies throughout the state of Georgia, the United States, and other countries, and to take advantage of new features and advances in technology. GCIC is looking to upgrade or replace this system.

Monthly Update - The team meets weekly to review the project and troubleshooting meetings continue until development is completed for the GCIC interfaces. The vendor is working on testing completion and interface configuration.

HUMAN RESOURCE (HR) TIMESHEET PROJECT

Project Description - Enhancement of the application used by non-sworn units of the GBI for tracking time.

Monthly Update - Application development is ongoing. The IT manager completed the bulk of application work and will work on HR requirements with the developer.

RAP BACK PROJECT

Project Description - The Rap Back (RB) project will provide the ability to receive ongoing status notifications of criminal history activity reported on individuals holding positions of trust. Georgia's Rap Back System will include the retention of applicant fingerprints, the implementation of an FBI Rap Back Subscription on such prints, and the creation of a validation process for authorized entities to manage such subscriptions.

Monthly Update - The system is operating as designed. Thales gave notification to GCIC that they are leaving the Applicant Print Service (APS) Rap Back business and introduced the vendor that may acquire the GAPS/Rap Back service. GBI met with the new third party vendor and provided follow-up questions.

SERVER REFRESH

Project Description - GBI is working in collaboration with GTA with the replacement, installation and configuration of several server hardware replacements and software installs.

Monthly Update - Work task items are being discussed and planned for migration to the development environment CCH database. The initial plan did not work because of the size and type of data. CCH migration of data will resume in April.