

**Georgia Bureau of Investigation
April Monthly Report FY2022**



**Presented to the Board of Public Safety
June 9, 2022**

**D. Victor Reynolds
Director**

Table of Contents

I.	Staffing and Backlog.....	3 – 4
II.	Administration	
	Office of Privacy & Compliance/Open Records	
	Personnel	
	Staff Services.....	5
III.	Investigative Division.....	6 – 8
IV.	Crime Lab.....	9 – 11
V.	Georgia Crime Information Center.....	12 – 16

Vacant State Positions FY2022

	Jul	Aug	Sept	Oct	Nov	Dec	Jan	Feb	Mar	Apr	May	Jun
Total Vacant Positions in DOFS	40	37	29	26	24	29	34	40	39	44		
Vacant Scientist Positions	28	27	21	20	20	22	24	27	27	28		
Total Vacant Positions in GCIC	2	2	2	3	2	2	2	2	2	2		
Total Vacant Positions in Admin	8	6	7	8	7	8	8	8	8	8		
Vacant Sworn Agent Positions	19	20	21	25	25	26	27	28	29	32		
Total Vacant Positions In the Investigative Division	32	30	30	35	37	37	37	35	39	41		

DOFS Backlog Chart – FY 2022
Unworked Reports over 30 Days Old

Discipline	Jul	Aug	Sep	Oct	Nov	Dec	Jan	Feb	Mar	Apr	May	Jun
Chemistry	20,954	21,758	22,147	22,150	22,830	22,996	23,762	24,301	25,294	26,241		
Data Conversion	0	0	0	0	0	0	0	0	0	0		
Firearms	2,001	2,112	2,192	2,394	2,565	2,666	2,695	2,672	2,651	2,689		
Forensic Biology	6,437	6,282	6,431	6,344	6,113	6,000	5,693	5,503	5,281	5,549		
Impressions	25	22	15	23	21	22	25	26	29	32		
Latent Prints	85	65	61	68	75	84	90	84	64	60		
Miscellaneous Services	0	0	0	0	0	0	0	0	0	0		
Operations Support	0	0	0	0	0	0	0	0	0	0		
Toxicology	1,109	1,047	1,266	1,240	1,437	1,727	1,747	1,316	1,332	1,419		
Trace Evidence	511	468	464	465	474	454	454	467	504	507		
Total	31,122	31,754	32,576	32,684	33,515	33,949	34,466	34,369	35,155	36,497		

MEO Backlog Chart - FY2022
(Medical Examiner data is calculated as >90 days from the date of examination in accordance with
National Association of Medical Examiner accreditation standards.)

Discipline	Jul	Aug	Sep	Oct	Nov	Dec	Jan	Feb	Mar	Apr	May	Jun
Medical Examiners	283	340	337	353	438	496	479	494	478	500		

Total DOFS & MEO	31,405	32,094	32,913	33,037	33,953	34,445	34,945	34,863	35,633	36,997		
-----------------------------	---------------	---------------	---------------	---------------	---------------	---------------	---------------	---------------	---------------	---------------	--	--

GBI Administration

Office of Privacy & Compliance/Open Records

	<u>April 2022</u>	<u>Total FY2022</u>
Open Records Request	394	4,468
Archives	20	264

Personnel

Employee Totals

April 2022

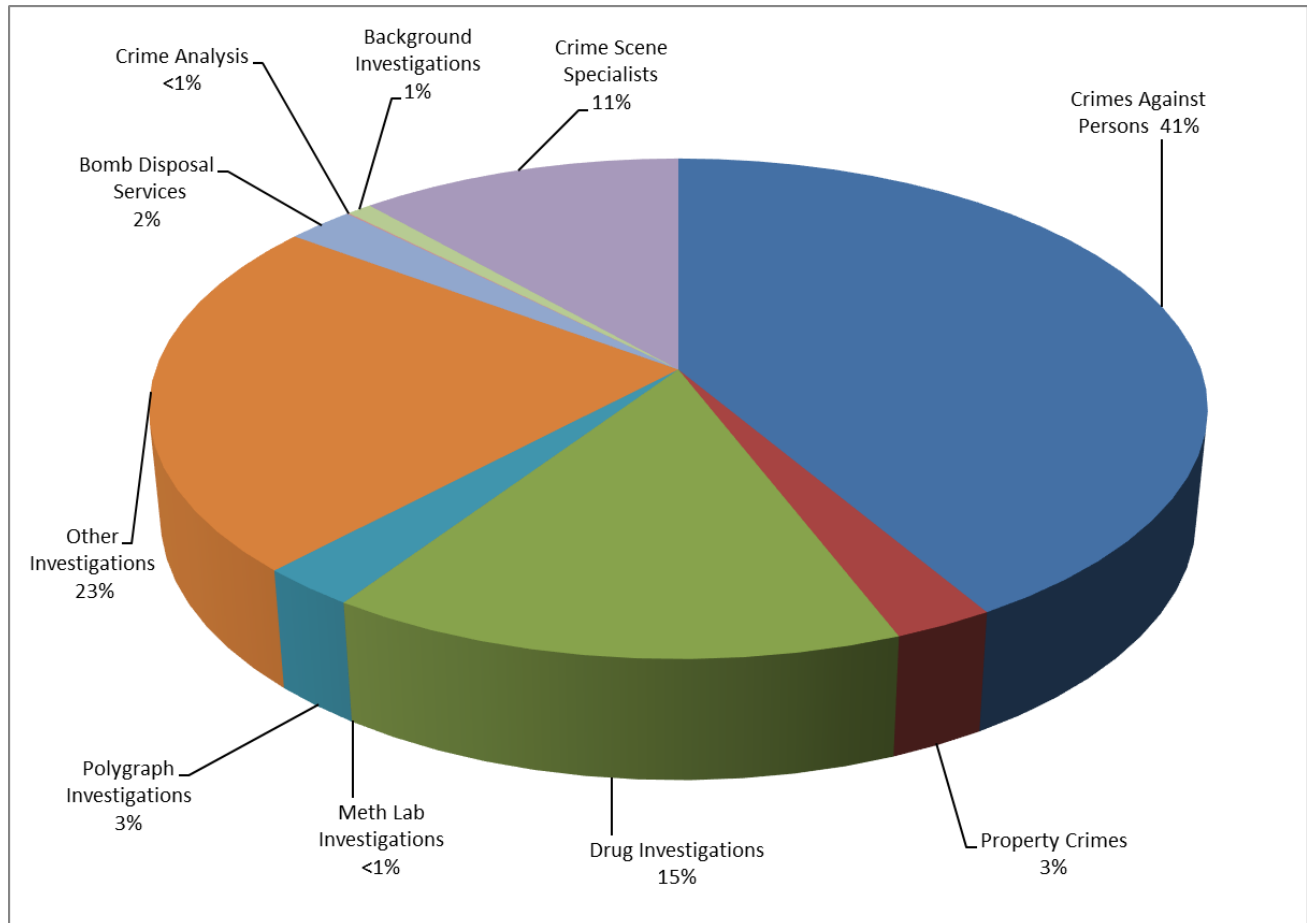
	State Funded Positions	Grant Funded Positions	<i>Total</i>
Investigative Division	391	38	<i>429</i>
Georgia Crime Information Center	23	92	<i>115</i>
Division of Forensic Sciences	321	35	<i>356</i>
Administration	44	5	<i>49</i>
<i>Total</i>	<i>779</i>	<i>170</i>	<i>949</i>

	Total State Funded Positions Vacant	State Funded Vacancies Under Active Recruitment
Investigative Division	41	22
Georgia Crime Information Center	2	2
Division of Forensic Sciences	44	19
Administration	8	5
<i>Total</i>	<i>95</i>	<i>48</i>

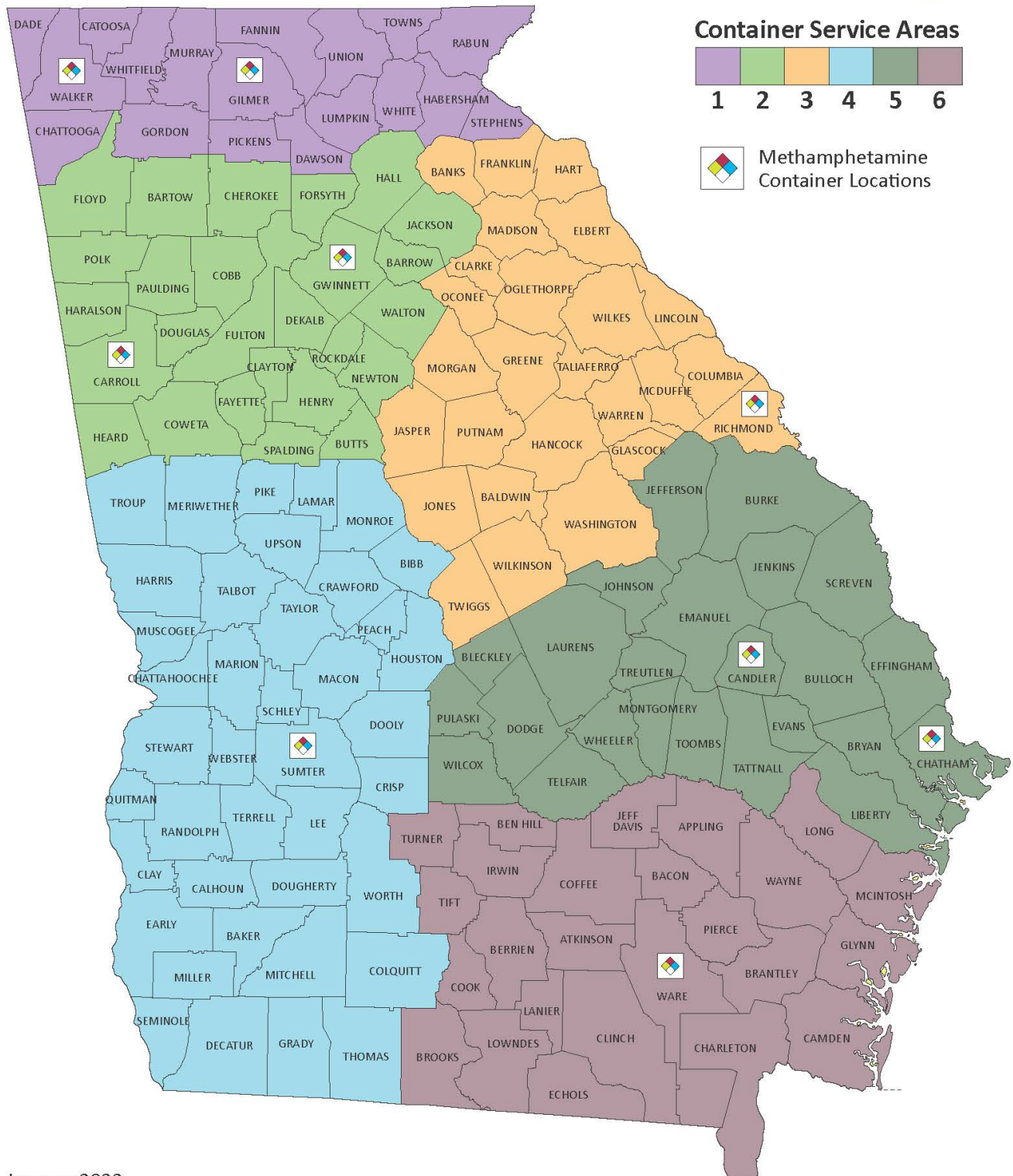
INVESTIGATIVE DIVISION

	April 2022	Fiscal YTD
Total Sworn Employees	280 (filled-includes grant)	
Total Investigative Hours Expended	28,083.25	304,944.50
Crimes Against Persons, includes	11,244.25	126,469.75
Death Investigations	5,694.50	56,424.50
Child Abuse	3,702.75	45,377.00
Sex Crimes	362.00	3,651.00
Missing Persons	51.00	1,592.50
Assault, Kidnapping, Robbery, Terrorist Acts, Fugitive, Human Trafficking, etc.	1,434.00	19,424.75
Property Crimes, including Theft, Burglary, Forgery	695.00	8,122.50
Drug Investigations	4,429.00	46,533.50
Meth Lab Investigations	0.00	8.00
Polygraph Examinations	853.00	7,910.00
* Background Investigations	31.00	2,724.00
Other Investigations, including Preliminary Investigations	7,061.00	70,657.75
Bomb Disposal Services	600.00	7,310.00
Crime Analysis	12.00	201.00
Crime Scene Specialists	3,158.00	35,008.00
All figures above represent Sworn Investigative Hours		
Total Seizures	\$1,025,176.00	\$147,347,733.15
* Background Investigations conducted by Special Investigators who are former/retired agents working as contractors.	386.00	2,108.00

Investigative Hours Expended YTD FY2022



State of Georgia Methamphetamine Container Program



January 2022

Crime Lab

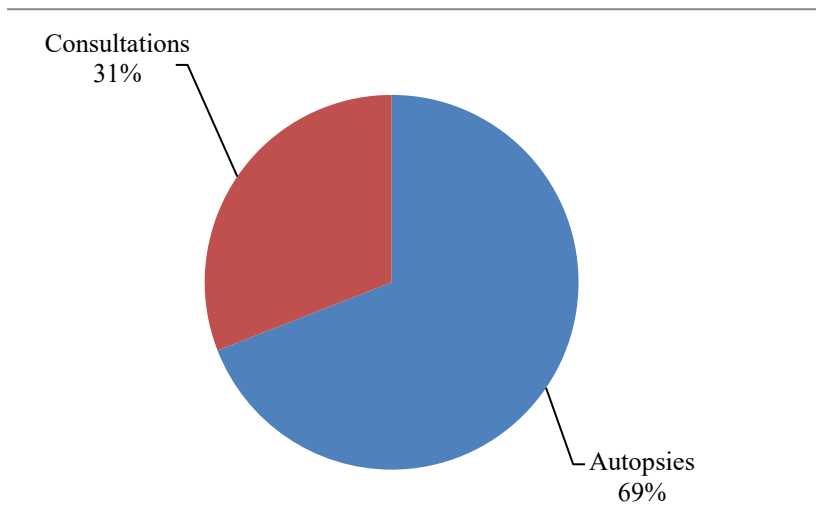
Medical Examiners (includes all laboratories)

	April 2022	FY2022 YTD
Autopsies	346	3,582
Consultations	110	1,604
Total ME Cases Managed	456	5,186

Clayton County Death Certificates	0	6
-----------------------------------	---	---

Percentage of Cases Released in 90 days: 53.5%

Medical Examiner Activity, FY2022



Confirmed CODIS Hits for April 2022

State Offender Hits	30
State Forensic Hits	2
National Offender Hits	17
National Forensic Hits	2
Total	51

Samples entered CODIS for April 2022 – 1,533

Profiles in CODIS

Forensic Casework Profiles	26,554
Convicted Offender Profiles	403,993
Missing Person/Unidentified Human Remains Profiles	11
Staff/QC File	588
Total	431,146

Laboratory Production

Report Turnaround for April 2022

	# Released in 45 Days	Total Released	% Released in 45 Days
Laboratory			
Headquarters - Atlanta	2,176	3,608	60%
Central Regional - Macon	13	73	18%
Coastal Regional - Savannah	229	597	38%
Eastern Regional - Augusta	287	529	54%
Northeastern Regional	1,566	1,799	87%
Southwestern Regional - Moultrie	29	168	17%
Western Regional - Columbus	71	142	50%
System-wide Totals	4,371	6,916	63%

Note: 69.1% Casework Reports were released within 90 days.

Report Turnaround for Year-to-Date, FY2022

	# Released in 45 Days	Total Released	% Released in 45 Days
Laboratory			
Headquarters - Atlanta	23,664	40,871	58%
Central Regional - Macon	173	2,502	7%
Coastal Regional - Savannah	3,076	7,797	40%
Eastern Regional - Augusta	2,430	5,043	48%
Northeastern Regional	15,933	17,794	90%
Southwestern Regional - Moultrie	236	1,621	15%
Western Regional - Columbus	418	1,782	24%
System-wide Totals	45,930	77,410	59%

Crime Lab Reports Processed for April 2022

Department	Requested	Total Released
Chemistry (includes Drug ID)	2,343	1,661
Firearms	294	200
Forensic Biology	3,482	2,112
Impressions	3	1
Latent Prints	151	167
Medical Examiners	541	456
Operations Support	0	0
Toxicology	2,759	2,695
Trace Evidence	75	80
Total	9,648	7,372

Crime Lab Reports Processed FY2022

Department	Requested	Total Released
Chemistry (includes Drug ID)	28,487	23,059
Firearms	2,513	1,501
Forensic Biology	23,846	22,142
Impressions	51	42
Latent Prints	1,498	1,543
Medical Examiners	5,581	5,398
Operations Support	0	0
Toxicology	28,530	28,152
Trace Evidence	988	971
Total	91,494	82,808

Georgia Crime Information Center

April 2022

NCIC SERVICES

CJIS Network Statistics

System Uptime: 100%

Messages Processed: 82,699,129

CJIS Operations

1. Sex Offender Registry

	Month	FY2022	Database Totals
Records Added	139	1,363	36,213

2. Protection Order Registry

	Month	FY2022	Database Totals
Records Added	2,584	25,794	165,385

3. Off-Line Search Requests

Type of Request	Month	FY2022
Administrative (Criminal Justice Agency)	10	97
Open Records	1	13
Subpoena	0	0
Media	0	0
Possible CJIS Security Violations	4	25

CJIS Audits

GCIC conducted 24 CJIS Audits this month.

INFORMATION SERVICES

1. Criminal Fingerprint Transactions Received

	Month	FY2022
Submissions	34,160	318,198
Submissions w/Palms	15,622	146,375
Submissions w/Photos	11,116	102,742

Transactions processed within 2 hours of receipt: 91%

2. Applicant Fingerprint Transactions Received

	Month	FY2022
Submissions	37,496	454,293

Transactions processed with 24 hours of receipt: 98%

3. Final Disposition Received

	Month	FY2022
Local Agency	65,187	566,593
GCIC	355	3,886
TOTAL	65,542	570,479

4. RAPID Identification Transactions

	Month	FY2022
Submissions	2,139	20,805
AFIS Hits	63%	64%
NCIC Hits	50%	48%
FBI RISC Hits	11%	10%

5. Non-Criminal Justice Audits, Visits and Trainings

	Month	FY2022
In Compliance	34	237
Out of Compliance	20	234
TOTAL AUDITS	54	441
Advisement Memos	-	-
Agency Visits	9	48
Attendees	10	115
Trainings	8	57

PLANS AND PROGRAM DEVELOPMENT

CUSTOMER RELATIONSHIP MANAGEMENT (CRM)

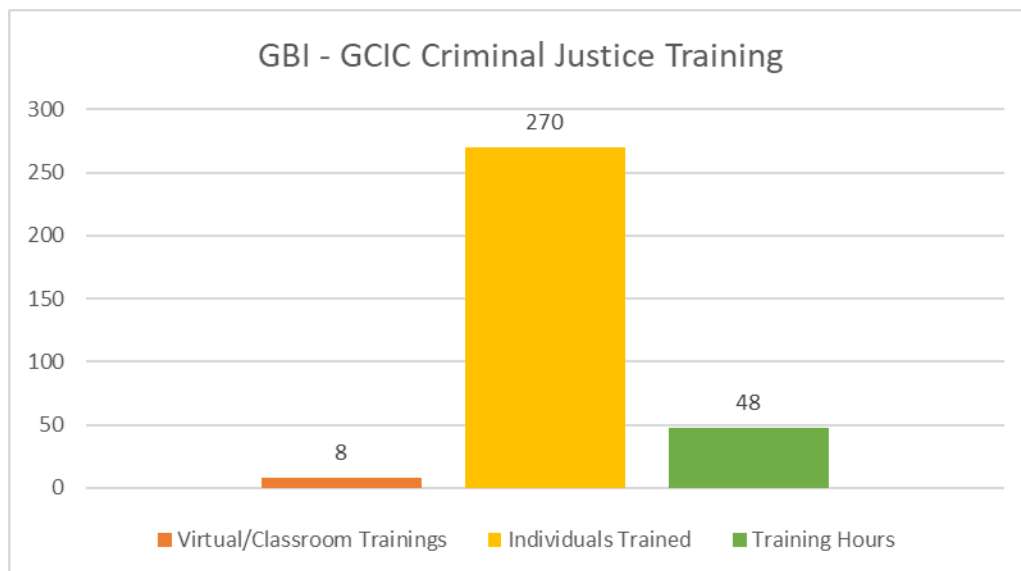
Project Description - The CRM Application Project will provide a single source of historical interaction with external customers and will provide GCIC end users the ability to search, track and report customer interactions throughout business units.


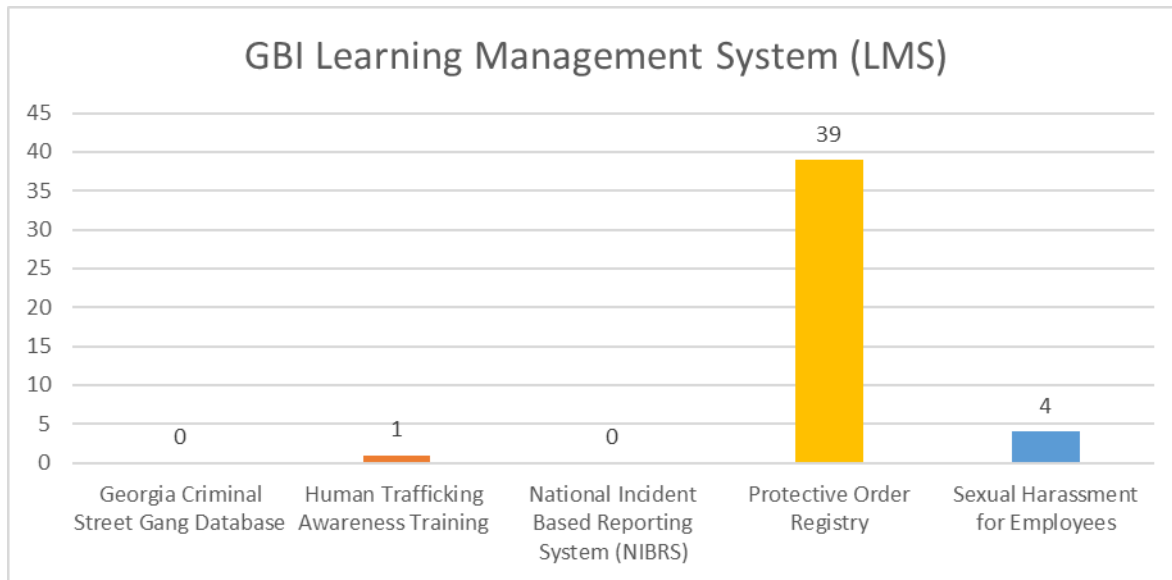
Monthly Update - The project team is working on individual parts of the application that require special detailed attention and testing for incorporation into the final CRM database.

CUSTOMER SUPPORT & TRAINING

Project Description - The Customer Support Training group provides training in GCIC programs, GCIC applications, and GCIC/FBI compliance to criminal justice agencies across the State of Georgia. The group extends the option to receive classroom training or training within an e-Learning environment.

Monthly Update - The Training staff processed 923 emails, 39 crystal reports and managed LMS user account additions. Multiple webinars and one-on-one trainings are being completed to meet State of Georgia training needs.





GEORGIA APPLICANT PROCESSING SERVICE (GAPS) PROJECT

Project Description - The Information Services section of GCIC is seeking to obtain the services of a qualified and experienced vendor to provide an applicant fingerprinting solution that will electronically capture and submit applicant fingerprints to the Automated Fingerprint Identification System (AFIS). The selected vendor will also be responsible for receiving fingerprint search results and disseminating results to the requestor.

Monthly Update - The GBI met with the new third party vendor to discuss the work required for the overall GAPS system.

GEORGIA LAW ENFORCEMENT MESSAGE SWITCH (GLEMS)

Project Description - The message switch provides a means of communication between federal, state, and local law enforcement agencies throughout the state of Georgia, the United States, and other countries, and to take advantage of new features and advances in technology. GCIC is looking to upgrade or replace this system.

Monthly Update - The team meets weekly to review the project and troubleshooting meetings continue until development for the GCIC interfaces is complete. The vendor is working on the completion of testing and configuration of the interfaces.

HUMAN RESOURCE (HR) TIMESHEET PROJECT

Project Description - Enhancement of the application used by non-sworn units of the GBI for tracking time.

Monthly Update - Application development is ongoing. A demonstration of completed requirements is planned within the next few weeks.

RAP BACK PROJECT

Project Description - The Rap Back (RB) project will provide the ability to receive ongoing status notifications of criminal history activity reported on individuals holding positions of trust. Georgia's Rap Back System will include the retention of applicant fingerprints, the implementation of an FBI Rap Back Subscription on such prints, and the creation of a validation process for authorized entities to manage such subscriptions.

Monthly Update - Meetings have taken place with the new third party vendor to discuss next steps.

SERVER REFRESH

Project Description - GBI is working in collaboration with GTA with the replacement, installation and configuration of server hardware replacements and software installs.

Monthly Update - The CCH migration of data (in development) is in progress. GBI is working with Unisys and the CCH vendor on the migration.